


## Board Agenda Item

TO: Air Pollution Control District Board

FROM: Aeron Arlin Genet, Air Pollution Control Officer 

CONTACT: Kristina Aguilar, CPA, Administrative Division Manager, (805) 979-8288

SUBJECT: Fiscal Year (FY) 2026-27 Proposed Budget

---

### RECOMMENDATION:

Consider the Fiscal Year 2026-27 Proposed Budget as follows:

1. Receive the Proposed Budget for FY 2026-27;
2. Hold a public hearing to accept comments and provide direction to staff regarding changes desired by the Board; and
3. Schedule a budget adoption hearing for June 25, 2026.

### DISCUSSION:

#### Public Review and Board Adoption Process

Your Board is requested to hold a public hearing to review the proposed District budget (Attachment A) for FY 2026-27 and to provide the public with the opportunity to comment. A second public hearing must be held to adopt the budget, and it is requested to be set at the next Board meeting on June 25, 2026.

As required, the proposed budget was made available to all fee payers and to the general public at least 30 days in advance of this hearing. The proposed budget was posted on the District's website for public review and notices were either mailed or e-mailed to 762 permit holders on March 26, 2026. A public notice was also published in local newspapers on March 26 and March 28, 2026 and sent to a list of people who signed up to receive public notices from the District. In addition, staff conducted a virtual public workshop on April 21, 2026 to explain the budget, answer questions, and receive input.

## Major Factors Affecting the FY 2026-27 Budget

**Fee Revenue** - In FY 2023-24, the District conducted a Cost-Recovery and Fee Analysis Study (Fee Study) to determine the cost-recovery percentage achieved by the District using existing fees for the following stationary source programs: permitting, compliance, air quality planning, air toxics, source testing, agricultural diesel engine registration, and the Hearing Board. The purpose of this study was to review the existing fee schedule and ensure that it appropriately captures the variety of services provided by the District.

The results of the Fee Study showed that in FY 2023-24 the District was recovering only 47% of its costs to implement mandated fee-based programs. For the prior 33 years, the District deferred significant fee increases by adhering to fiscal principles that maximize efficiency and minimize costs. Up until FY 2024-25, the District only adjusted fees annually by applying the Consumer Price Index (CPI).

At the January 2024 meeting, your Board unanimously adopted the Cost-Recovery Policy to ensure our agency in time achieves an 85% cost-recovery rate for the regulatory program activities. This was followed with Board action at your May 2024 meeting to revise the District's fee rule, Rule 210, to secure better cost-recovery from the District's stationary source program and align permit fees with individual program costs.

The proposed budget for FY 2026-2027 incorporates the amendments to the fee schedule changes in Rule 210. The District will continue to increase the existing fee schedules up to 12% per year, until the schedule reaches 85% cost-recovery. A cost-recovery tool has been developed and one year's worth of data has been analyzed. The cost-recovery percentage continues to be well under 85%; therefore, existing fee schedules will be assessed the 12% increase for FY 2026-27. In addition to the fee increase, the annual adjustment for CPI will also be applied in FY 2026-27. The CPI for FY 2026-27 is 2.7%, which brings the total increase for each schedule to 14.7%. This increase is below the 15% maximum threshold as defined by the State Health and Safety Code.

**Pass-Through Grant Fund Revenue** - The state Legislature, through the budget adoption process, continues to place a strong emphasis on the use of funding for voluntary emission-reduction programs through local air districts. This action resulted in \$2 million of new money for Santa Barbara County projects in FY 2026-27, approximately \$1.3 million less than the prior fiscal year. These funds will be used to continue expanding the reach of the grant programs, including the Carl Moyer, Community Air Protection, Climate Heat Impact Response Program (CHIRP), and Heat Clean programs. The grant funds help local businesses, organizations, and individuals (where applicable) take advantage of cleaner technologies to secure immediate emission reductions. Project categories include agricultural and landscape equipment, marine vessels, school and transit buses, old passenger cars and trucks, electric vehicle infrastructure, and back-up generators. Throughout FY 2026-27, these one-time revenue sources will provide \$234,550 in administrative funds to implement the grant programs. A portion of these administrative funds will be used for grant administration in future years.

Historically, the District has budgeted to spend all pass-through grant funds available each year. This includes current-year revenue as well as prior years' encumbered projects to be paid for with fund balance. However, because pass-through revenues have increased over the last few years, this approach was inflating the District's budget. When analyzing what grants are fully executed and paid each year, it was found that about only 30% of what is budgeted every year is spent. To better

align the budget with actuals, the District opted to change the approach for how to budget for pass-through grant expenditures and only budget what is likely to be paid during the budget period. This approach started in fiscal year (FY 2024-25) and will continue into the future.

## Proposed Budget Overview

### ➤ *FY 2026-27 District Budget at a Glance*

The proposed FY 2026-27 budget is \$15,200,432; this is an increase of 13.7% (\$1,829,570) more than the adopted FY 2025-26 budget amount of \$13,370,862. This increase is primarily associated with the high year of the three-year reevaluation cycle along with the increased pass-through grant activity that is anticipated with use of fund balance. Pass-through grant funds make up 31% of the District's total budget. These pass-through funds have a specified use as defined by enabling legislation and cannot be used to cover District operations. To best illustrate the budget that falls within the District's purview to allocate, pass-through funds have been excluded, resulting in a total operating budget of \$10,438,244. This is approximately an 8.8% increase from the District's operating budget for FY 2025-26. The summary tables on pages 21 and 22 in the attached budget document illustrate the operating revenues and expenses, with the exclusion of pass-through funds.

### ➤ *Operating Revenues*

The proposed operating revenues of \$10,438,244 represent an increase of \$845,728 compared to the FY 2025-26 total of \$9,592,516. Most of this increase (roughly \$580,000) can be attributed to the high year of the cyclical three-year reevaluation cycle. This cycle is based upon when District permits are due to be "reevaluated." During the reevaluation, the permit is updated as necessary to ensure compliance and to reflect any changes to local, state, or federal requirements.. The rest of the increase can be attributed to Rule 210 fee increases that were mentioned in the Fee Revenue section above.

### ➤ *Operating Expenditures*

The FY 2026-27 operating budget of \$10,438,244 represents an increase of \$845,728 compared to the FY 2025-26 amount of \$9,592,516. This increase is mainly due to a few factors:

1. Services and Supplies increased roughly \$132,000. There is new legislation that requires all government websites to be fully ADA accessible. The District website currently contains an ADA feature; however, \$50,000 has been budgeted for the effort to make sure all PDFs are compliant as well. There is also \$125,000 earmarked from the District's Clean Air Fund for a Clean Air Rooms program in Cuyama.

2. Fixed assets increased approximately \$318,000. The District has budgeted \$300,000 to update existing permit and compliance programs and databases to bring them up to modern information technology standards and improve efficiency, enhance user experience, and ensure long-term reliability. These databases are referred to by the District as our Integrated Data System (IDS), and this effort is being dubbed "IDS 2.0." Additional fixed asset expenditures proposed are in the monitoring and Data Acquisition System section, to replace analyzers and equipment for all sites as needed, to stay up-to-date and use the latest technology. There are also funds in the budget for the Santa Maria office to add Electric Vehicle (EV) charging stations for staff and public use, as well as adding an EV to the District's fleet to replace one aging EV pool vehicle. Additionally, the Compliance Division has budgeted to purchase a new Toxic Vapor Analyzer (TVA) to replace an older version.

3. The District is scheduled to deposit approximately \$530,000 additional funds into its fund balance accounts at the end of the fiscal year.

***Major Efforts during FY 2026-27:***

- Prepare a triennial update to the Clean Air Plan, which will demonstrate progress and commitments to achieve attainment of the state ozone standard
- Begin the development process of updating the District's IDS program to modern information technology standards to improve efficiency, enhance user experience, and ensure long-term reliability
- Continue conducting the special study of particulate matter in the Santa Maria Valley using grant funding from U.S. Environmental Protection Agency
- In coordination with schools and community-based organizations, implement District Clean Air Fund projects that benefit air quality in Lompoc, Buellton, and Cuyama
- Expand use of low-cost sensors to schools and strategic areas of the county
- Initiate the development of online, web-based permit application forms to modernize the permit application process and streamline the transfer of data into the District's permitting database
- Develop a recognition program to spotlight permitted sources that are consistently complying with the District's requirements
- In collaboration with state, federal, and local partners, continue to implement the Blue Whales & Blue Skies Vessel Speed Reduction Program statewide

In addition, other important core responsibilities will continue. Such activities include efforts to reduce emissions and educate the public through extensive outreach programs. Examples of these efforts include issuing permits, conducting inspections of permitted equipment, publishing newsletters, improving computer automation services, and enhancing our website.

Finally, to ensure that the District is working effectively, we will monitor success through impact and performance measures and use the information to improve the District's efficiency. These impact measures are included in the attached budget document.

**Anticipated Adjustments to the Proposed Budget for June**

The proposed budget will be modified based on staff recommendations and your Board's direction at the May hearing. Once the proposed budget is adopted at the scheduled June Board meeting, the adopted budget document will be published.

**ATTACHMENT:**

- A. Fiscal Year 2026-27 Proposed Budget.

ATTACHMENT A

Fiscal Year 2026-27 Proposed Budget

May 21, 2026

Santa Barbara County Air Pollution Control District  
Board of Directors

260 San Antonio Road, Suite A  
Santa Barbara, California 93110

1011 West McCoy Lane  
Santa Maria, California 93455

air pollution control district  
SANTA BARBARA COUNTY



# Proposed Budget

Fiscal Year 2026-27

---

Aeron Arlin Genet, Air Pollution Control Officer

 (805) 979-8050

 [ourair.org](http://ourair.org)

  @OurAirSBC



260 N. San Antonio Road, Suite A, Santa Barbara, CA 93110  
1011 West McCoy Lane, Santa Maria, CA 93455

# TABLE OF CONTENTS

---

<b>TABLE OF CONTENTS</b> .....	<b>2</b>
<b>Santa Barbara County Air Pollution Control District Board of Directors</b> .....	<b>3</b>
<b>Air Pollution Control Officer’s Budget Memorandum</b> .....	<b>4</b>
<b>Santa Barbara County Historical Air Quality</b> .....	<b>11</b>
Ozone .....	11
Particulate Matter .....	12
<b>About the District</b> .....	<b>14</b>
What is the District? .....	14
The District’s Mission .....	14
Organizational Chart.....	15
FY 2026-27 Job Class Table .....	16
<b>Strategic Plan.....</b> .....	<b>17</b>
<b>Fiscal Year 2026-27 District Budget</b> .....	<b>19</b>
Revenue Plan .....	19
Expenditure Plan .....	20
Character of Expenditures.....	20
Operating Revenue Breakout by Category.....	21
Operating Expenditure Breakout by Category .....	22
<b>District Division Summaries</b> .....	<b>23</b>
Administrative Division.....	23
Engineering Division .....	24
Compliance Division .....	25
Planning Division .....	26
Impact Measures .....	29
FY 2025-26 Significant Accomplishments.....	30
<b>Fiscal Year 2026-27 Operating Budgets by Division</b> .....	<b>32</b>
Administrative Division.....	32
Fiscal and Executive Services.....	34
Human Resources.....	35
Public Information.....	36
Information Technology Services .....	37
Engineering Division .....	39
Permitting, Air Toxics, and Permit Compliance.....	41
Compliance Division .....	43
Compliance and Enforcement.....	45
Planning Division .....	47
Air Quality Planning .....	50
Rule Development.....	51
Community Programs.....	52
Land Use .....	53
Grants and Incentives Program.....	54
Air Monitoring.....	55

SANTA BARBARA COUNTY AIR POLLUTION  
CONTROL DISTRICT  
BOARD OF DIRECTORS

---

**Supervisor Roy Lee**

*First District*

*Santa Barbara County Board of Supervisors*

**Supervisor Laura Capps**

*Second District*

*Santa Barbara County Board of Supervisors*

**Supervisor Joan Hartmann**

*Third District*

*Santa Barbara County Board of Supervisors*

**Supervisor Bob Nelson**

*Fourth District*

*Santa Barbara County Board of Supervisors*

**Supervisor Steve Lavagnino, Chair**

*Fifth District*

*Santa Barbara County Board of Supervisors*

**Mayor David Silva**

Alternate – Vice-Mayor Carla Mead

*City of Buellton*

**Councilmember Al Clark**

Alternate – Councilmember Wade Nomura

*City of Carpinteria*

**Mayor Paula Perotte**

Alternate – Councilmember Jennifer Smith

*City of Goleta*

**Mayor Ariston Julian**

Alternate – Councilmember Christina Hernandez

*City of Guadalupe*

**Mayor James Mosby**

Alternate – Councilmember Dirk Starbuck

*City of Lompoc*

**Mayor Randy Rowse**

Alternate – Councilmember Eric Friedman

*City of Santa Barbara*

**Mayor Alice Patino**

Alternate – Councilmember Maribel Aguilera-Hernandez

*City of Santa Maria*

**Mayor David Brown, Vice-Chair**

Alternate – Councilmember Claudia Orona

*City of Solvang*

# AIR POLLUTION CONTROL OFFICER'S BUDGET MEMORANDUM

---

May 21, 2026

The Governing Board of the Santa Barbara County Air Pollution Control District

Dear Chair Lavagnino and Board Members:

The Fiscal Year (FY) 2026-27 Proposed Budget was prepared according to the policy framework and direction provided by the Board and the Air Pollution Control District Strategic Plan.

## *Budget Overview*

This budget is planned for FY 2026-27, which runs from July 1, 2026, through June 30, 2027. The budget-adoption process is specified in California Health and Safety Code Section 40131 and includes requirements for two public hearings and notification to all fee payers. In addition, the District conforms to the provisions of the County Budget Act of 2010, Revision 1, effective January 1, 2013, and starting with Government Code Section 29000.

Every year our budget process begins with the programming of revenues. The District projects total revenue from the previous year's actual revenues after making any known or anticipated adjustments. After revenues are forecasted, expenses (including salaries and benefits) are programmed to match revenues, thus making a balanced budget. Therefore, planned revenues cover all operational expenses. Periodic expenses (e.g., capital improvements) are paid through fund balance accounts (i.e., savings) specifically designated for those items.

The majority of the FY 2026-27 revenues will be generated by two sources: 1) funds earned by employees (predominately engineers and air quality specialists) who complete work such as permits, inspections, evaluations, planning, and reviews for regulated sources; and 2) federal and state grants with uses prescribed by the agency providing the funds. The work generated by grant funding includes air quality monitoring, data acquisition, Clean Air Plans, environmental planning documents, incentive programs, and public outreach. Expense line items are thoroughly reviewed each year to keep costs down.

---

*The District's mission is to protect the people and environment of Santa Barbara County from the effects of air pollution.*

*The FY 2026-27 budget was built to ensure continued mission success and progress toward our vision: Clean Air.*

---

### *FY 2026-27 Budget at a Glance*

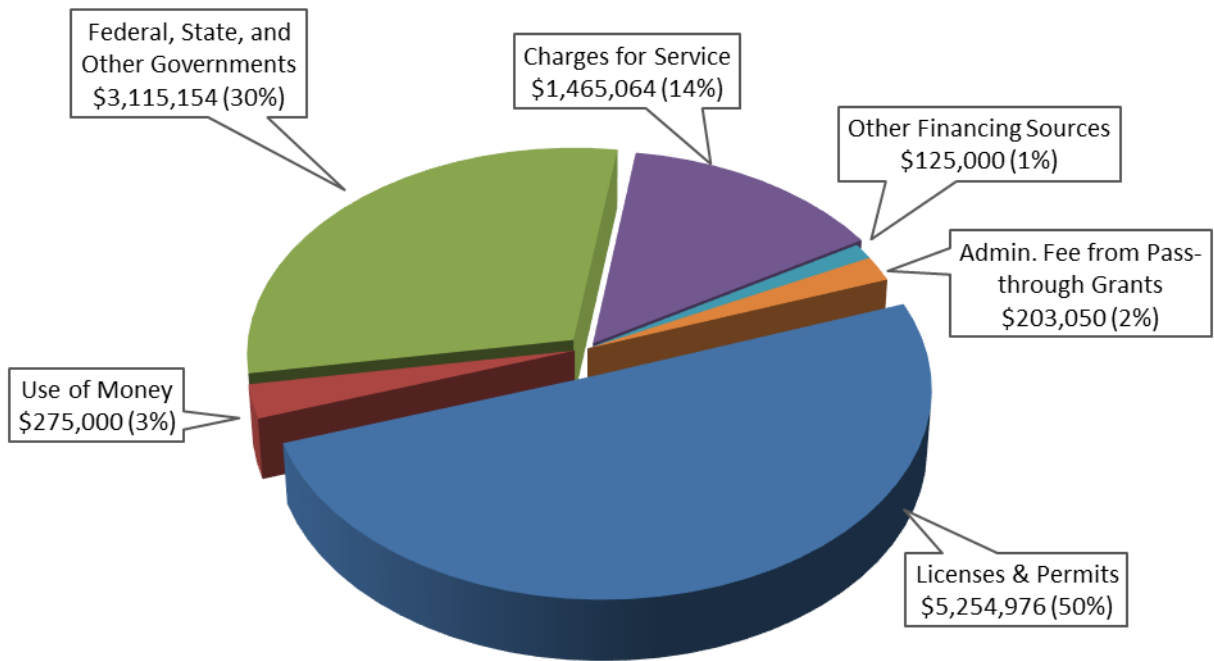
The District's proposed balanced budget for FY 2026-27 totals \$15,200,432, a 13.7% (i.e., \$1,829,570) increase from the current year's adopted budget. This increase is primarily associated with the high year of the three-year reevaluation cycle along with increased pass-through grant activity that is anticipated with use of fund balance.

Included in the proposed budget are pass-through funds that total 31% (i.e., \$4,730,688) of the budget; these funds are received by a recipient government (District) and distributed to a third party for voluntary emission-reduction grant projects. These funds have specified uses and are not eligible to cover District operations. To best illustrate the budget that falls within the District's purview to cover operating expenses, the summary figures below depict the District Revenues and Expenditures with the exclusion of pass-through funds.

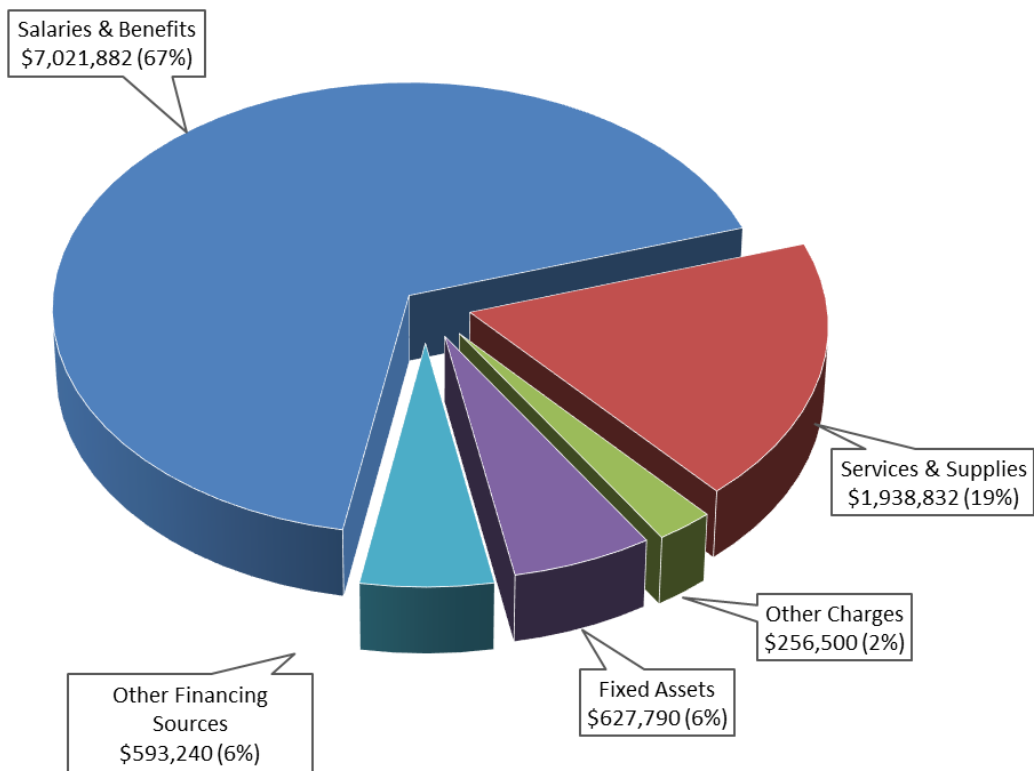
The District's total operating budget is \$10,438,244, which is an 8.8% increase from Fiscal Year 2025-26. Expenditures continue to be dominated by salaries and benefits, which total \$7,021,882. The proposed budget, and requested funding level, will provide the resources needed by the District to maintain core and mandated air quality programs.

The District is well-prepared for unforeseen expenses in that our fund balance provides an adequate reserve. Our fund balance is forecasted to be \$9,671,312, and of that total, \$2,000,000 (or approximately 20% of the operating budget) has been set aside by our Board to adhere to the District's Fund Balance Policy.

Total Operating Revenue \$10,438,244



Total Operating Expenditures \$10,438,244



## Revenue & Expenditure Changes

The total operating budget is estimated to increase 8.8% compared to the current year (FY 2025-26). This increase is primarily attributed to the high year of the three-year reevaluation cycle along with an increased use of fund balance amounts for the District's grant program to complete grant projects entered into in prior years. The following outlines significant factors influencing the FY 2026-27 budget:

- **Long-Range Fiscal Strategy 2023 – 2028:**

The District's Long-Range Fiscal Strategy 2023-2028 (Strategy)<sup>1</sup> is the guiding document that outlines how the District ensures it has sufficient resources to accomplish its mission and mandates into the foreseeable future. Key recommendations included in the Strategy include: 1) cost-recovery policy for fee-based programs; 2) changes to Rule 210 and implementation of multi-year, phased-in fee increases; 3) fund balance policy; and 4) staff retention measure(s). The first three recommendations have all been approved by your Board and they all continue to be the core principles that guided the development of the FY 2026-27 budget.

- **Fee Revenues:**

In FY 2023-24, the District conducted a Cost-Recovery and Fee Analysis Study (Fee Study) to determine the cost-recovery percentage achieved by the District using existing fees for the following stationary source programs: permitting, compliance, air quality planning, air toxics, source testing, agricultural diesel engine registration, and the Hearing Board. The purpose of this study was to review the existing fee schedule and ensure that it appropriately captures the variety of services provided by the District.

The results of the Fee Study showed that in FY 2023-24 the District was recovering only 47% of its costs to implement mandated fee-based programs. For the prior 33 years, the District deferred significant fee increases by adhering to fiscal principles that maximize efficiency and minimize costs. Up until FY 2024-25, the District only adjusted fees annually by applying the Consumer Price Index (CPI).

---

*Every few budget cycles, the District conducts a five-year forecast to identify changes to the revenue and expenditures to ensure the agency is well positioned to move into a new era, beyond traditional revenue streams.*

*The goal of this proactive approach is to safeguard the District's long-term stability and necessary resources to implement our mission and mandates.*

---

---

<sup>1</sup> The Long-Range Fiscal Strategy FY 2023 - 2028 can be found here: <https://www.ourair.org/wp-content/uploads/23-28-LRFS.pdf>

At the January 2024 meeting, your Board unanimously adopted the Cost-Recovery Policy to ensure our agency achieves an 85% cost-recovery for the regulatory program activities. This was followed with Board action at your May 2024 meeting to revise the District's fee rule, Rule 210, to secure better cost-recovery from the District's stationary source program and align permit fees with individual program costs.

The proposed budget for FY 2026-27 incorporates the amendments to the fee schedule changes in Rule 210. The District will continue to increase the existing fee schedules up to 12% per year, until the schedule reaches 85% cost-recovery. A cost-recovery tool has been developed and one year's worth of data has been analyzed. The cost-recovery percentage continues to be well under 85%; therefore, existing fee schedules will be assessed the 12% increase for FY 2026-27. In addition to the fee increase, the annual adjustment for the Consumer Price Index (CPI) will also be applied in FY 2026-27. The CPI for FY 2026-27 is 2.7%, which brings the total increase for each schedule to 14.7%. This increase is below the 15% maximum threshold as defined by the State Health and Safety Code.

- **Pass-Through Grant Fund Revenues:**

The State Legislature, through the budget adoption process, continues to place a strong emphasis on the use of funding for voluntary emission-reduction programs through local air districts. This action resulted in \$2 million of new money for projects in Santa Barbara County in FY 2026-27, approximately \$1.3 million less than the prior fiscal year. These funds will be used to continue expanding the reach of the grant programs, including the Carl Moyer, Community Air Protection, Climate Heat Impact Response Program (CHIRP), and Heat Clean programs. The grant funds help local businesses, organizations, and individuals (where applicable) take advantage of cleaner technologies to secure immediate emission reductions. Project categories include agricultural and landscape equipment, marine vessels, school and transit buses, old passenger cars and trucks, electric vehicle infrastructure, and back-up generators. Throughout FY 2026-27, these one-time revenue sources will provide \$234,550 in administrative funds to implement the grant programs. A portion of these administrative funds will be used for grant administration for future years.

Historically, the District has budgeted to spend all pass-through grant funds available each year. This includes current year's revenue as well as prior years' encumbered projects to be paid for with fund balance. However, because pass-through revenues have increased over the last few years, this approach was inflating the District's budget. When analyzing what grants are fully executed and paid each year, it was found that only 30% of what is budgeted every year is spent. To better align the budget with actuals, the District opted to change the approach for how to budget for pass-through grant expenditures and only budget what is likely to be paid during the budget period. This approach started in fiscal year (FY 2024-25) and will continue into the future. See detail of pass-through revenue on page 21 of this document for more information.

## *Fund Balances*

The District designates two categories of fund balances. Each category has “savings” accounts with monies set aside for specific purposes. The total fund balance amount for FY 2026-27 is forecasted to be \$9,671,312. The District’s Fund Balance Policy established the need to maintain or surpass 20% of the operating budget, at any given time, and is included in the Committed Funds mentioned below.

- **Restricted Funds:**

Restricted fund balances are those where law prescribes use. These savings accounts are created by grant allocations received from federal and state agencies, such as the state’s Carl Moyer Grant Program. Monies in these accounts are for multi-year grant programs that are managed by our Planning Division and pass-through the District for qualified projects as defined by the funding source. Each year, the District strives to spend all these monies; however, based on the grant allocation process, it is common for residual funds to be carried into the next year’s budget if some of the clean air projects aren’t completed and paid out in this fiscal year. Because the District’s pass-through funds have increased substantially over the last few years and due to the State needing to disburse grant funds early, the District’s fund balance for restricted accounts is anticipated to be \$3,902,051.

- **Committed Funds:**

Committed fund balances are monies set aside for specific categorized expenditures, such as capital replacement, retiree health subsidy, and the data acquisition system (DAS), which feeds hourly air quality information to the District’s website. In addition, within committed fund balances, there are discretionary dollars available for spending at planned intervals or when unforeseen circumstances arise requiring a withdrawal. Discretionary fund balances consist of our strategic reserve, re-evaluation fee cycle, and an account for unforeseen operational requirements. For FY 2026-27, committed fund balances designated as discretionary are \$3,298,928 approximately 31% of the District’s operating budget.

## *Conclusion*

The FY 2026-27 proposed budget represents thoughtful consideration of impacts, consequences, alternatives, and workforce levels. The District was optimistically cautious in generating a revenue forecast and total expenses by carefully deliberating the need for each expenditure. The District is well-positioned to address uncertainties by closely monitoring funding sources, our retirement plan, and actual expenditures, and is prepared to make timely resource-allocation adjustments as warranted. Ongoing tracking of the District's performance metrics and assessments made with each annual budget process is critical to assessing the effectiveness of the agency. With this budget, I am confident the District can meet our mission requirements throughout the year. We are committed to clean air and to protecting the health of the people and the environment of Santa Barbara County.

Very Respectfully,



Aeron Arlin Genet

Air Pollution Control Officer

# SANTA BARBARA COUNTY HISTORICAL AIR QUALITY

---

## *Ozone*

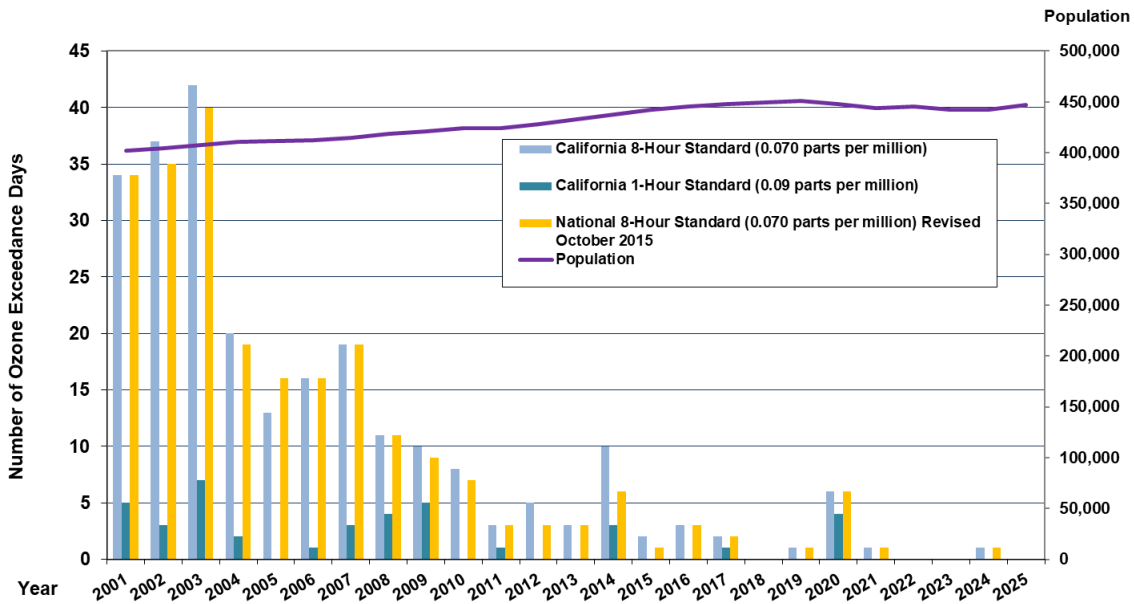
Ozone forms in the atmosphere when precursor pollutants such as nitrogen oxides (NO<sub>x</sub>) and reactive organic compounds (ROCs) undergo complex chemical reactions in the presence of sunlight. Factors that contribute to high ozone levels include intense and prolonged heat, and stagnant air. Santa Barbara County's air quality has historically violated ambient air quality standards for ozone that were established by the state and federal Clean Air Acts. Ozone concentrations above these standards adversely affect public health, diminish the production and quality of many crops, reduce visibility, and damage native and ornamental vegetation.

In 1970, when the District was formed, the air quality in Santa Barbara County did not meet the federal one-hour ozone standard. For 30 years, our efforts focused on attaining that standard. In August 2003, Santa Barbara County was officially designated as being in attainment for the federal 1-hour ozone standard. Furthermore, the United States Environmental Protection Agency (USEPA) has designated Santa Barbara County as being in attainment for the 2008 federal 8-hour ozone standard (0.075 parts per million). (The 8-hour standard replaced the previous federal 1-hour standard.) In December 2015, the USEPA strengthened the federal 8-hour ozone standard to 0.070 ppm; Santa Barbara County was designated as unclassifiable/attainment for the revised standard in April 2018.

The District has made tremendous progress toward meeting the two California ozone standards; a 1-hour standard of 0.09 ppm (established in 1988), and an 8-hour standard of 0.070 ppm (established in 2005). The number of recorded exceedances of these standards has trended down over time while population has increased, as demonstrated in the chart below. Ozone measurements for the three-year data set from 2016 to 2018 were so low that the District was designated as being in attainment in 2020. Unfortunately, two measured values in 2019 during hot and stagnant conditions led to two violations of the 8-hour standard. In February 2021, the California Air Resources Board took action to redesignate Santa Barbara County as nonattainment for the state ozone standards, based on the three-year data set from 2017 to 2019. This setback highlights the challenges for the District and the state in meeting these standards given changing weather and climate patterns.

In 2022, the county once again measured no exceedances of the state and federal 8-hour ozone standards, and in January 2023, the California Air Resources Board took action to designate Santa Barbara County as nonattainment-transitional for the state ozone standards, based on the three-year data set from 2019-2021. The number of recorded annual exceedances continues to remain low, and in 2025, Santa Barbara County measured no exceedances of the state and federal 8-hour ozone standards; however, the District continues to be designated as non-attainment-transitional for the state ozone standard.

## Santa Barbara County Ozone Exceedance Days 2001-2025



### Particulate Matter

The state and federal particulate matter (PM) air quality standards fall under two different size ranges — PM<sub>10</sub>, which represents particles less than 10 microns in diameter, and PM<sub>2.5</sub>, which represents particles less than 2.5 microns in diameter. Both PM<sub>10</sub> and PM<sub>2.5</sub> are small enough to be inhaled; however, PM<sub>2.5</sub> particles can be inhaled more deeply into the lungs and can also enter the bloodstream, causing serious health effects.

Historically, the county has experienced regular exceedances of the state 24-hour PM<sub>10</sub> standard. Santa Barbara County is designated attainment for the federal PM<sub>10</sub> standard (150 µg/m<sup>3</sup>) and nonattainment for the state PM<sub>10</sub> standard (50 µg/m<sup>3</sup>). Exceedances of the state standard typically occur during windy and/or dry conditions and occur more frequently in the northern portion of the county. During regional wind events, such as Santa Ana or Sundowner wind conditions, the entire county may experience elevated PM<sub>10</sub> levels. In 2025, the state PM<sub>10</sub> standard was exceeded on 15 days in total, with all of the exceedances occurring at the Santa Maria monitoring station.

Historically, the county typically experiences exceedances of the federal 24-hour PM<sub>2.5</sub> standard (35 µg/m<sup>3</sup>) as a result of wildfire smoke from wildfires burning in Santa Barbara County or elsewhere in California. Santa Barbara County is designated as Attainment/Unclassifiable for the federal 24-hour PM<sub>2.5</sub> standard and last measured an exceedance of the standard in 2020.

In February 2024, USEPA strengthened the federal PM<sub>2.5</sub> annual standard from 12 µg/m<sup>3</sup> to 9 µg/m<sup>3</sup>. The District is expected to be in attainment with the new standard once the designations are finalized. In conjunction with the federal PM<sub>2.5</sub> annual standard being strengthened, USEPA also updated the Air Quality Index (AQI) to improve awareness about the health risks from PM<sub>2.5</sub> exposure. As a result, the District is observing an increase in Moderate, or yellow on the AQI scale, days throughout the county.

Santa Barbara County has historically experienced wildfires that cause high particle measurements in the form of both PM<sub>2.5</sub> (primarily related to smoke) and PM<sub>10</sub> (primarily related to ash and post-fire re-entrainment of ash). In recent history, wildfire season has grown longer, leading to increased levels of exposure to PM more frequently and for longer periods of time. Wildfire events in other areas of California have also contributed to high PM levels in Santa Barbara County. While these events affect local air quality, the state and federal Clean Air Acts provide mechanisms for excluding unusually high values such as these from the data sets that are used to determine the region's official attainment status for the applicable air quality standards. District staff continue to track these occurrences and collect and store information to support "exceptional events" demonstrations, when needed.

## ABOUT THE DISTRICT

---

### *What is the District?*

The District is an independent special district charged with protecting human health by improving and protecting Santa Barbara County's air quality. In 1970, the California Legislature gave local governments the primary responsibility for controlling air pollution from all sources except motor vehicles and consumer products. In response, the District was established to adopt measures to control local sources of pollution, issue permits, monitor air quality, maintain an inventory of pollution sources, and manage other pertinent activities. District staff members have expertise in engineering, chemistry, planning, environmental sciences, field inspection, air monitoring, public outreach, data processing, accounting, information technology, human resources, and administration.

The 13-member governing board of the District consists of the five County Board of Supervisors and one elected representative (a mayor or city councilmember) from each of the eight incorporated cities within the county.

### *The District's Mission*

The District's mission is to protect the people and the environment of Santa Barbara County from the effects of air pollution. We accomplish this mission by implementing state and federal air pollution control laws in order to attain all ambient air quality standards and to minimize public exposure to airborne toxins and nuisance odors. In carrying out this mission, the District always strives to demonstrate excellence and leadership in the field of air pollution control.

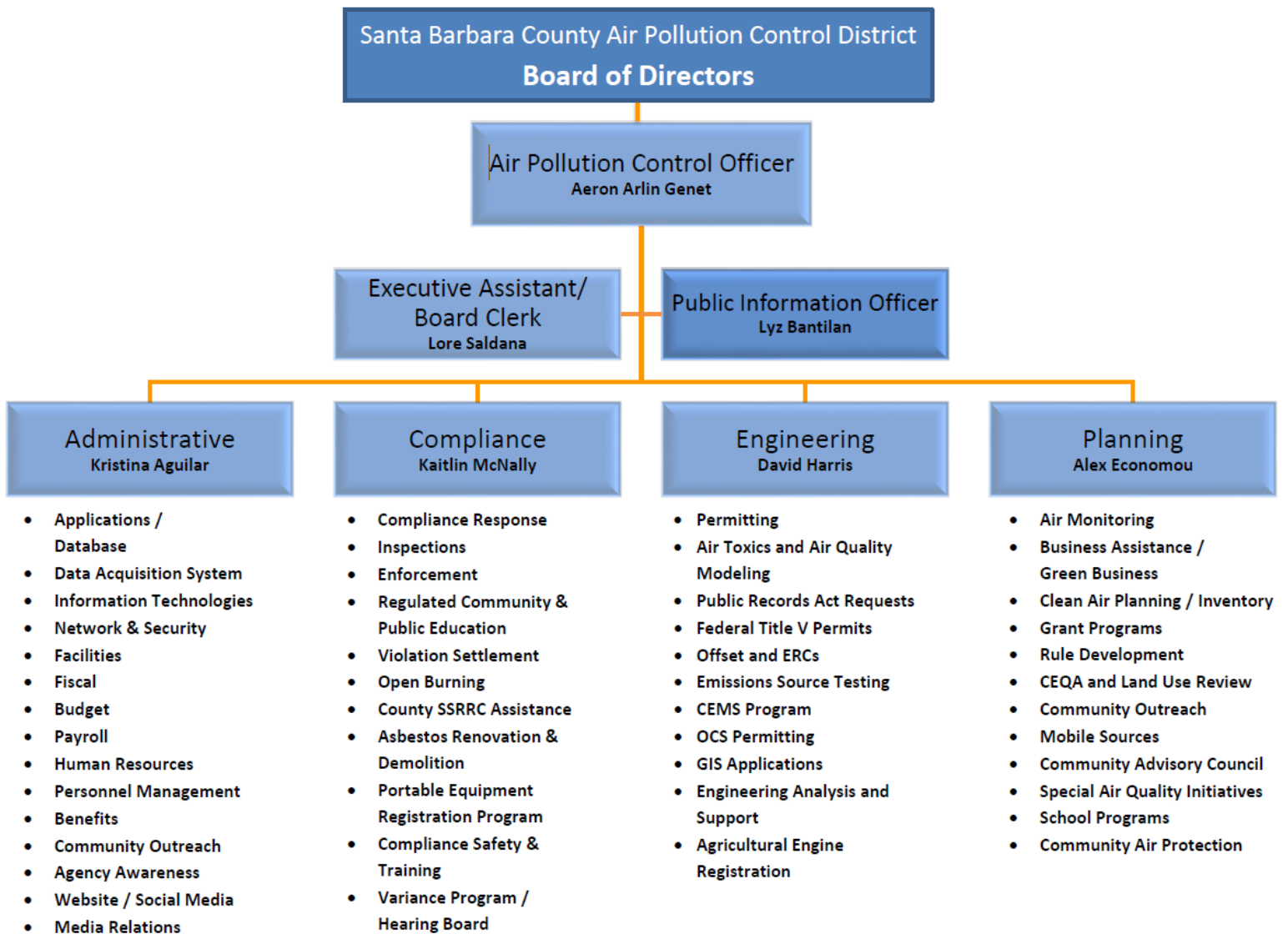
Our goal is to provide consistent, high-quality, cost-effective professional services to the public and regulated community. In striving toward our goal, the District embraces the attributes of accessibility, accountability, diversity, equity, inclusivity, and transparency.

---

*The District's mission is to protect the people and the environment of Santa Barbara County from the effects of air pollution.*

---

## Organizational Chart



## FY 2026-27 Job Class Table

Position Number	Classification Title	Adopted FY 2025-26	Additions / Deletions	Proposed FY 2026-27	Monthly Equivalent Salary Range (A-E)	Representation Unit
<b>Funded Positions</b>						
170	OFFICE TECHNICIAN	2.00		2.00	4797-5740	23
179	EXECUTIVE ASSISTANT/BOARD CLERK	1.00		1.00	7783-9345	32
180/181	ACCOUNTING TECHNICIAN I/II	1.00		1.00	4736-6514	24
182	ACCOUNTING TECHNICIAN III	1.00		1.00	6244-7519	24
400/401	PERMIT TECHNICIAN I/II	1.00		1.00	5566-7314	28
435/436	AIR QUALITY ENGINEER I/II	1.00		1.00	7598-10042	28
437	AIR QUALITY ENGINEER III	4.00		4.00	9306-11208	28
438	DIVISION SUPERVISOR	4.00		4.00	10489-12621	32
453/454	AIR QUALITY SPECIALIST I/II	1.00		1.00	6354-8293	28
443	AIR QUALITY SPECIALIST III	10.00		10.00	7763-9334	28
445	PRINCIPAL MONITORING SPECIALIST	1.00		1.00	8541-10330	28
446	PUBLIC INFORMATION OFFICER	1.00		1.00	7804-9371	32
503/504	HUMAN RESOURCES ANALYST I/II	1.00		1.00	7384-9739	32
600	DIVISION MANAGER	4.00		4.00	11955-14398	43
670	AIR POLLUTION CONTROL OFFICER	1.00		1.00	22,217	41
<b>TOTAL NUMBER OF FUNDED POSITIONS</b>		<b>34.00</b>	<b>0.00</b>	<b>34.00</b>		
<b>TOTAL NUMBER OF UNFUNDED POSITIONS</b>		<b>11.00</b>	<b>0.00</b>	<b>11.00</b>		
<b>TOTAL NUMBER OF POSITIONS</b>		<b>45.00</b>	<b>0.00</b>	<b>45.00</b>		

The Job Classification Table (above) depicts the positions needed to meet the District's mission requirements. The 34 individuals who fill these positions are organized into four Divisions making up a dedicated District team of professionals. The District Staff Directory that lists the employees filling these positions can be found at <https://www.ourair.org/apcd/apcd-staff-directory/>.

# STRATEGIC PLAN

---

This section presents a strategic vision of the District for the future, including the programs and services to be provided, goals and objectives, the resources needed to achieve these goals, and metrics for success. Below are the priorities, goals, and objectives of the District.

## *Priority 1: Protection of Public Health through Air Quality Improvement*

**Goal:** Continue to implement programs that directly reduce emissions.

**Objectives:**

- As necessary, adopt new rules and regulations that cost-effectively reduce emissions.
- Emphasize alternatives to “command-and-control” regulations, such as pollution prevention, incentives, and social responsibility.
- Develop partnership initiatives to introduce innovative or other low-polluting technologies in areas not currently regulated or where recipients agree to go beyond regulatory requirements.
- Involve the community in pollution-reduction efforts through grant programs, public education, and recognition of outstanding pollution-reduction efforts.
- Maintain a fair and consistent compliance program, with emphasis on educating the regulated community.
- Ensure contribution by all emission sources toward emission reductions.
- Use penalties to act as a deterrent and to place emphasis on compliance.

**Goal:** Maintain a strong, science-based program.

**Objectives:**

- Place a high priority on staff training and professional advancement.
- Base decisions on well-documented data that has been subject to critical and open review.
- Maintain a sound and robust emission inventory and air quality monitoring system.
- Maintain and update the Clean Air Plans using the latest data and control techniques. Use the best available resources in developing programs, rules, and permit analyses.

**Goal:** Ensure that the District’s mission and actions are aligned and routinely reviewed.

**Objectives:**

- Maintain and periodically update the Strategic Plan.
- Develop and adopt annual goals and track progress.

**Goal:** Ensure adequacy of resources.

**Objectives:**

- Improve efficiency by taking advantage of technological advances and improving District systems and processes for improvements.
- Broaden the District's funding base by actively pursuing additional sources of revenue.
- Develop, maintain, and implement a long-range fiscal strategy to ensure the District's financial stability.

*Priority 2: Community Involvement*

**Goal:** Involve the community in air quality protection.

**Objectives:**

- Initiate collaborative efforts and partnerships with the community around air quality and environmental goals.
- Offer timely information, in English and Spanish, on air quality issues and upcoming events via the District's website, social media, and public information process.
- Provide the public with additional informational resources, including presentations and printed materials.
- Support the District's Community Advisory Council to provide input on rules and Clean Air Plans and to foster open communication and a collaborative approach to air quality planning.
- Conduct workshops on new rules, plans, and the budget to obtain community input.
- Reach out to community partners and the media for additional opportunities to inform the public.
- Participate in community events.
- Support students and teachers in efforts to learn about air quality and the environment.

*Priority 3: Continuously Improve Service*

**Goal:** Maintain and improve relationships with all constituents.

**Objectives:**

- Keep the Board well-informed.
- Provide opportunities for public input on decisions affecting them.
- Train staff in customer service and reward good service.
- Survey constituents regarding the quality of service received.
- Tap employee expertise, reward high performance, and push decisions down to the lowest level at which they can be competently made.

# FISCAL YEAR 2026-27 DISTRICT BUDGET

## Revenue Plan

<b>REVENUE PLAN</b>				
	Actual FY 2024-25	Adopted FY 2025-26	Est Act FY 2025-26	Proposed FY 2026-27
<i>Licenses &amp; Permits</i>				
Evaluation Fees	\$ 325,154	\$ 352,622	\$ 302,074	\$ 361,459
Asbestos Notification Fees	142,988	92,850	127,991	100,000
Reevaluation Fees	1,147,328	785,109	1,053,015	1,367,930
Air Toxics (AB 2588)	3,667	3,667	-	-
Application Fees	155,005	162,899	161,196	174,645
Annual Emission Fees	754,819	733,755	726,453	746,062
Notice of Violation	467,360	297,439	766,416	305,470
Inspection Fees	98,854	101,433	103,587	105,833
Source Test Fees	140,707	148,071	142,019	128,908
DAS	457,350	304,867	395,424	406,080
Monitoring	714,420	699,842	699,842	718,738
Variance	22,413	17,784	17,784	19,772
ES Dice Annual Review Fee	225,244	362,171	359,115	368,811
CEQA Findings & NOE Fee	5,184	18,780	5,938	6,098
HRA Screenings	3,508	9,103	1,820	2,736
IPAP	7,336	9,518	15,216	11,580
Confidential Handling	10,348	9,892	-	5,314
Air Toxic Program Fees	364,906	386,581	393,122	423,540
<i>Use of Money</i>				
Interest	333,436	237,000	300,000	275,000
<i>Federal, State, and Other Governments</i>				
Federal - EPA Grant	694,212	870,815	850,645	857,012
Motor Vehicle \$4	1,539,060	1,546,356	1,546,356	1,546,356
Motor Vehicle \$2	769,530	773,178	773,178	773,178
State-PERP	74,460	44,581	44,402	63,849
State-ARB	510,207	464,052	464,052	472,937
Other Governments	207,093	253,794	141,182	175,000
<i>Charges for Services</i>				
Environmental Review	8,233	8,000	4,112	8,000
AQAP Fees	499,428	503,436	505,780	519,435
CARB Grant Programs	1,698,095	2,632,494	2,632,494	1,241,512
Reimbursable Charges	1,008,141	759,315	914,582	937,629
<i>Miscellaneous Revenue</i>				
	2,875	2,000	5,000	2,000
Revenue Total	12,391,362	12,591,404	13,452,795	12,124,884
<i>Other Financing Sources</i>				
Decrease in Fund Balance	1,236,853	779,458	113,427	3,075,548
Revenue Plan Total	<u>\$ 13,628,215</u>	<u>\$ 13,370,862</u>	<u>\$ 13,566,222</u>	<u>\$ 15,200,432</u>

## Expenditure Plan

	Actual FY 2024-25	Adopted FY 2025-26	Est Act FY 2025-26	Proposed FY 2026-27
<i>Expenditures</i>				
Administration	\$ 4,881,802	\$ 3,745,649	\$ 3,718,594	\$ 4,169,894
Engineering	1,373,340	1,557,206	1,445,937	1,556,130
Compliance	1,435,129	1,617,495	1,613,160	1,489,231
Planning	5,318,273	6,387,757	5,403,278	6,862,131
Expenditure Total	13,008,544	13,308,107	12,180,969	14,077,387
<i>Other Financing Uses</i>				
Increase in Fund Balance	323,742	62,755	459,122	1,123,046
Expenditure Plan Total	<u>\$ 13,332,286</u>	<u>\$ 13,370,862</u>	<u>\$ 12,640,091</u>	<u>\$ 15,200,432</u>

## Character of Expenditures

	Actual FY 2024-25	Adopted FY 2025-26	Est Act FY 2025-26	Proposed FY 2026-27
<i>Expenditures</i>				
Regular Salaries	\$ 4,346,181	\$ 4,857,034	\$ 4,857,034	\$ 4,870,215
Overtime	1,054	-	-	-
Benefits	2,152,772	2,331,917	2,331,916	2,151,667
Salaries & Benefits Total	6,500,007	7,188,951	7,188,950	7,021,883
Services & Supplies	4,387,539	5,584,566	4,429,896	6,171,214
Other Charges	237,295	225,500	250,906	256,500
Fixed Assets	1,883,703	309,090	311,217	627,790
Expenditure Total	13,008,544	13,308,107	12,180,969	14,077,387
<i>Other Financing Uses</i>				
Increase in Fund Balance	323,742	62,755	459,122	1,123,046
Expenditure Plan Total	<u>\$ 13,332,286</u>	<u>\$ 13,370,862</u>	<u>\$ 12,640,091</u>	<u>\$ 15,200,432</u>

## Revenue Breakout by Category

<b>TOTAL REVENUE</b>				
	Adopted FY 2025-26	Proposed FY 2026-27	Budget to Budget Var.	% Budget to Budget Var.
Revenue Total	\$ 12,591,404	\$ 12,124,884	\$ (466,520)	-3.7%
Use of Fund Balance	779,458	3,075,548	2,296,091	294.6%
Revenue Plan Total	<u>\$ 13,370,862</u>	<u>\$ 15,200,432</u>	<u>\$ 1,829,570</u>	<u>13.7%</u>

<b>GRANTS/PASS THROUGH REVENUE</b>				
	Adopted FY 2025-26	Proposed FY 2026-27	Budget to Budget Var.	% Budget to Budget Var.
<i>Grant Revenues</i>				
CARB Grants (Moyer and Other)	\$ 2,632,494	\$ 1,241,512	\$ (1,390,982)	-52.8%
Motor Vehicle \$2	773,178	773,178	-	0.0%
	<u>3,405,672</u>	<u>2,014,690</u>	<u>(1,390,982)</u>	<u>-40.8%</u>
<i>Administrative portion of Grant</i>				
Admin Fee- General Fund	(416,523)	(234,550)	181,973	-43.7%
<i>Use of Grant Fund Balances</i>	<u>389,197</u>	<u>2,950,548</u>	<u>2,561,351</u>	<u>658.1%</u>
Revenue Plan Total	<u>\$ 3,378,347</u>	<u>\$ 4,730,688</u>	<u>\$ 1,352,341</u>	<u>40.0%</u>

<b>OPERATING REVENUE</b>				
	Adopted FY 2025-26	Proposed FY 2026-27	Budget to Budget Var.	% Budget to Budget Var.
Operating Revenue	\$ 9,185,732	\$ 10,110,194	\$ 924,462	10.1%
Pass-through Admin Fee	416,523	234,550	(181,973)	-43.7%
Grant Admin fee being used for future year's grant administration	(400,000)	(31,500)	368,500	-92.1%
Use of operating fund balances	<u>390,261</u>	<u>125,000</u>	<u>(265,260)</u>	<u>-68.0%</u>
Total Operating Budget	<u>\$ 9,592,516</u>	<u>\$ 10,438,244</u>	<u>\$ 845,728</u>	<u>8.8%</u>

## Expenditure Breakout by Category

### TOTAL EXPENDITURES

	Adopted FY 2025-26	Proposed FY 2026-27	Budget to Budget Var.	% Budget to Budget Var.
Salaries and Benefits	\$ 7,188,950	\$ 7,021,883	\$ (167,067)	-2.3%
Services and Supplies	5,584,567	6,171,214	586,647	10.5%
Other Charges	225,500	256,500	31,000	13.7%
Capital Assets	309,090	627,790	318,700	103.1%
Increase to Fund Balance	62,755	1,123,046	1,060,291	1689.6%
<b>Expenditure Total</b>	<b>\$ 13,370,862</b>	<b>\$ 15,200,432</b>	<b>\$ 1,829,570</b>	<b>13.7%</b>

### GRANTS/PASS THROUGH EXPENDITURES

	Adopted FY 2025-26	Proposed FY 2026-27	Budget to Budget Var.	% Budget to Budget Var.
<i>Grant Expenditures</i>				
Salaries and Benefits	\$ -	\$ -	\$ -	
Services and Supplies	3,778,345	4,232,381	454,036	12.0%
Other Charges	-	-	-	
Capital Assets	-	-	-	
Increase to Fund Balance	-	529,806	529,806	>100%
<b>Grant Expenditure Total</b>	<b>\$ 3,778,345</b>	<b>\$ 4,762,187</b>	<b>\$ 983,842</b>	<b>26.0%</b>

### OPERATING EXPENDITURES

	Adopted FY 2025-26	Proposed FY 2026-27	Budget to Budget Var.	% Budget to Budget Var.
<i>Operating Expenditures</i>				
Salaries and Benefits	\$ 7,188,950	\$ 7,021,883	\$ (167,067)	-2.3%
Services and Supplies	1,806,221	1,938,832	132,611	7.3%
Other Charges	225,500	256,500	31,000	13.7%
Capital Assets	309,090	627,790	318,700	103.1%
Increase to Fund Balance	62,755	593,240	530,485	845.3%
<b>Total Operating Expenditures Budget</b>	<b>\$ 9,592,516</b>	<b>\$ 10,438,244</b>	<b>\$ 845,728</b>	<b>8.8%</b>

## DISTRICT DIVISION SUMMARIES

---

The District operates with 34 staff at office locations in Santa Barbara and in Santa Maria, and is organized into four Divisions: Administrative, Engineering, Compliance, and Planning.

### *Administrative Division*

Administrative Division includes administrative overhead, fiscal and executive services, human resources, public information, and information technology services.

#### ***Administrative Overhead***

Administrative Overhead represents agency-wide operational costs not attributable to any one program, such as building maintenance, janitorial services, lease costs, insurance, and utilities.

#### ***Fiscal and Executive Services***

Fiscal and Executive Services is responsible for the activities of the Board of Directors and related committees. It is also responsible for the proper accounting and reporting of resources, and the administration of District facilities, fleet, and operations. In addition to payroll, payables, and receivables, Fiscal and Executive Services manages electronic timecard submittals and provides fiscal reports by department, project, activity, and permit number.

#### ***Human Resources***

Human Resources is responsible for recruitment, employee and labor relations, benefits administration, classification and compensation, collaborative bargaining, workers' compensation, workplace training, and compliance oversight for state and federal employment law requirements.

#### ***Public Information***

The Public Information program includes production and distribution of printed and digital materials, videos, an electronic newsletter, and other educational materials; the program also includes maintenance and management of the District website and social media accounts. Our Public Information Officer maintains media relations and promotes awareness of District programs. During wildfires and other events that affect air quality, staff coordinate with local agencies to inform the public of air quality impacts.

#### ***Information Technology Services***

Information Technology (IT) Services is responsible for managing, developing, operating, cyber security, training, and maintaining information systems at the District. Our systems include a computing network providing engineering and office automation, an integrated database system, and a data acquisition system to manage real-time air monitoring data from monitoring stations operated by the District and industry-operated monitoring

stations, as well as data collection and verification of continuous emission monitoring of large facilities. Additionally, we program IT solutions that streamline our processes, saving money and time, and increasing productivity.

## *Engineering Division*

The Engineering Division provides initial and ongoing permitting, air toxics, and permit compliance services to applicants and operators of stationary sources of air pollution. The Division also coordinates all Public Records Act requests and supports lead agency requests for technical review of new projects. Permits are required for a broad range of activities, from small businesses such as dry cleaners to large petroleum production and mining operations. The Division manages permits for approximately 1,400 permitted or registered stationary facilities of small, medium, and large size, with a broad range of air pollution-emitting activities. The Division also is responsible for the emission offsets program, including the Emission Reduction Credit Source Register.

The District ensures that operators of such facilities abide by federal, state, and local air pollution laws and regulations. Larger facilities also require federal Part 70 operating and Prevention of Significant Deterioration (PSD) permits in accordance with the federal Clean Air Act. Engineering Division staff also review detailed Plans and Reports from our larger sources, including the review of semi-annual Compliance Verification Reports from the Part 70 Sources.

### ***Public Records Act Requests***

The Engineering Division is responsible for coordinating the agency's response to all Public Records Act requests in a timely and transparent manner, often responding to the request the same day. The District responds to approximately 100 requests per year.

### ***Permitting***

The review of new sources of pollution entails detailed engineering analyses of permit applications; evaluating applications for compliance with local, state, and federal rules and regulations; issuing the mandated authority to construct permits; and, if compliance with applicable air regulations and permit conditions is met, issuing the permits to operate. Reevaluations of existing permits, as required by law, are performed every three years to review the project descriptions, equipment lists, and conditions and to bring the permits current with any new or revised rules and regulations. Larger sources require federal operating permits in addition to the District's permitting requirements. The District also regulates and permits 15 federal Outer Continental Shelf (OCS) oil and gas offshore platforms under a delegation agreement with the USEPA. Engineering staff coordinate with other agencies to ensure that the permit holder complies with all permit conditions, applicable rules and regulations, performance standards, the California Health & Safety Code, and the federal Clean Air Act.

### ***Air Toxics***

The air toxics section includes implementation of the state’s Air Toxics “Hot Spots” (AB 2588) Program, the review of applications to ensure no sources of significant toxic risk are permitted, and the tracking and implementing of requirements of state and federal air toxic regulations. Computer air quality modeling analyzes potential air quality impacts of proposed projects using highly specialized software that simulates the movement and dispersion of air pollutants, including for the preparation of health risk analyses in certain cases. This modeling is also used in our larger permit applications to ensure compliance with state and national Ambient Air Quality Standards and Increments. The “Hot Spots” Program requires businesses to develop and update an emission inventory of toxic air pollutants, and some businesses are required to perform a health risk assessment. The State of California develops Air Toxic Control Measures for categories of sources that emit toxic air contaminants, and the District implements these measures locally. The USEPA also develops air toxic control requirements, known as National Emission Standards for Hazardous Air Pollutants, and these are implemented locally by the District via a delegation agreement. We utilize GIS tools in our permitting and air toxics programs to ensure sensitive receptors (e.g., schools) are properly notified.

### ***Permit Compliance***

Once a District permit-to-operate is issued, Engineering Division staff provide ongoing support for the more detailed and complex data submittals, source test plans/reports, and continuous emissions monitoring plans/reports. This may also include site assessments in the field. The source testing function is the physical measurement of pollutants from emission points at a facility and is used to determine compliance with applicable rules and permit conditions. Staff also prepare compliance reports for input into USEPA’s Integrated Compliance Information System, participate in the County’s System Safety and Reliability Review Committee, review Breakdown Reports, oversee the District’s Leak Detection and Repair (LDAR) program, develop tools to implement new and existing permit compliance programs, and review Part 70 Semi-Annual Compliance Verification Reports.

## ***Compliance Division***

The Compliance Division provides initial and ongoing inspection and enforcement services to applicants and operators of stationary sources of air pollution. Inspectors perform inspections at a broad range of operations, from small businesses such as dry cleaners to large petroleum production and mining operations. Facility inspections are performed at different frequencies based on the facility’s potential to emit, actual emissions, and compliance history. All permitted facilities are inspected at least once every three years, with most inspections occurring more frequently (e.g., once per quarter, once every six months, once per year, or once every two years). The Division also performs random surveillance inspections; replies to public nuisance complaints regarding odors, smoke, and dust; implements the federal asbestos program; inspects equipment under the Statewide Portable Equipment Registration Program (PERP);

inspects local agricultural engine registrations; and in coordination with the Santa Barbara County Fire Department, implements our open burning programs (e.g., agricultural burns, prescribed burns). Compliance staff annually inspect approximately 500 permitted or registered stationary facilities of small, medium, and large size, with a broad range of air pollution-emitting activities.

### ***Inspector Duties***

The field inspectors verify compliance by conducting and documenting site inspections, reviewing records, accessing on-site monitoring data, and evaluating pollution levels. A large part of the inspector's role is to educate the sources on what is required and expected of them; inspectors provide in-the-field compliance assistance and instruction. Compliance staff also respond to public complaints, prepare reports for variances and abatement orders heard before the District's Hearing Board, manage the District's mutual settlement program, manage the asbestos renovation and demolition compliance program, and manage the open burning and agricultural/prescribed burning programs (including direct coordination with the County/City Fire Departments). Compliance staff coordinate with the Engineering Division on the more technically complex sources, and with the Planning Division on telemetered monitoring data from in-plant monitors and ambient monitoring stations, clean air funding programs, and revisions to rules. We also coordinate with other agencies on topics that cover multiple jurisdictions, such as air quality complaints.

### ***Enforcement and Mutual Settlement***

Our enforcement function includes documenting non-compliance with the air quality requirements by writing Notices of Violation (NOVs). The primary goal is to get a source back into compliance with the applicable permit and rule requirements. The District typically attempts to settle violations directly with the source. The District will occasionally refer cases to the District Attorney's office if necessary.

### ***Variance Program***

The District's Hearing Board issues abatement orders and variances to stationary sources that currently are, or likely may become, out of compliance with local air district rules, regulations, or the Health and Safety Code. District inspectors perform some of the administrative functions of processing a variance, including providing the petition application; appearing as a party to the variance proceeding; preparing staff reports, when applicable; and following up to ensure that the increments of progress, emission limits, and final compliance dates contained within the Variance order are met.

## ***Planning Division***

The Planning Division maintains the oversight and management of the District's air monitoring network. It is responsible for planning and rule development, as well as coordinating with the County's and cities' planning departments. Planning also conducts outreach regarding the

following: grant and incentive programs to promote clean-air technologies, presentations for schools and community groups, and partnerships with local agencies and organizations. The Division reviews discretionary actions by the County and cities, provides comments on air quality issues, and is responsible for ensuring compliance with the California Environmental Quality Act (CEQA). Grants administered by the Division include incentives for electric vehicle infrastructure, and for replacing higher-emitting cars, school buses, on-road vehicles, agricultural engines, off-road equipment, and marine diesel engines with newer, cleaner engines or with electric vehicles. In addition, the Planning Division initiates and supports collaborative efforts to reduce emissions from unregulated sources, such as voluntary programs to reduce emissions from marine shipping (Blue Whales and Blue Skies), from residential wood-burning fireplaces or woodstoves (Heat Clean Program), and from landscaping equipment (Landscape Equipment Electrification Fund). The Division is implementing legislative requirements and incentive programs associated with the state's AB 617 Community Air Protection program.

### ***Planning***

The Planning Division prepares Clean Air Plans that map the path to improved air quality and form the basis for future rule development and permitting work. Clean Air Plans may be required by state and/or federal laws and generally include an inventory of the county's pollution sources, the status of the county's air quality, a detailed evaluation of proposed air pollution control measures, and forecasts of future air quality, including economic growth projections. The Planning Division establishes and maintains detailed emission inventories for clean air planning and invoicing of emission-based fees to support District programs.

### ***Rule Development***

Air quality-related rules are developed to protect human health and the environment of Santa Barbara County. Rules may be prescribed by the District's Clean Air Plans to meet state and federal air pollution requirements, or by other legislative mandates. New and amended rules are analyzed for cost-effectiveness. Opportunities for public participation in the rule development process are extensive, involving public workshops, Community Advisory Council reviews, and public hearings before the District's Board of Directors.

### ***Community Programs***

The Planning Division initiates and supports collaborative efforts to reduce emissions from sources outside the District's regulatory purview. Staff participate in planning efforts for the use of zero-emission vehicles and alternative fuels and provide input on other community efforts to improve air quality and educate the public. Staff provide presentations at schools, businesses, and community events; develop and support partnerships around common interests with a range of organizations and agencies; and implement special outreach efforts and initiatives, such as our Clean Air Ambassadors who work with elementary schools countywide. The District also implements community-focused programs and assists Community Air Grant recipients that are part of CARB's AB 617 program.

### ***Land Use***

District staff ensure that all permits, plans, rules, and programs comply with CEQA. As a CEQA “responsible agency,” we review the larger land development and planning policy documents and provide comments and recommendations for mitigation measures on the air quality analyses in other local agencies’ environmental documents. District staff provide technical assistance to planning agencies around the county, evaluating air quality impacts of proposed development. Staff also participate in statewide efforts to refine project-level tools for calculating air quality, health, and climate change impacts and mitigation measures. In addition, staff coordinate with Santa Barbara County Association of Governments (SBCAG) on the development and implementation of transportation control measures and regional transportation plans. Staff participate on SBCAG committees to evaluate transportation plans, projects, and funding proposals.

### ***Grant and Incentive Programs***

District grant and incentive programs promote the development, demonstration, and implementation of clean fuels and clean energy technologies to reduce air pollution through incentives to local businesses and industry. Staff initiate projects through government-industry partnerships and through leveraged funding. One example is the Blue Whales and Blue Skies recognition program to reduce speeds of ocean-going vessels. The District’s portion of grant funding generally comes from CARB under a variety of funding programs (e.g., Carl Moyer, AB 617 Community Air Protection, Woodsmoke Reduction) and funds from the clean air surcharge on vehicle registration fees. Permit and emission-based fees are not used to fund these programs.

### ***Air Monitoring***

The Air Monitoring Section is responsible for measuring and reporting air pollution levels throughout the county. This is done via two networks of monitoring stations. The urban network is funded and operated by the District to monitor air quality in populated areas throughout the county; the District also receives federal funding to support urban air monitoring. The regional and facility-specific network is funded and/or operated by certain large sources to monitor background and regional pollutant levels and the air quality in the vicinity of those major facilities. The monitoring staff maintain the air monitoring network, perform quality assurance reviews on data, analyze air quality levels, and submit required reports to CARB and the USEPA. This section also works to provide air quality information to the public, including real-time air quality data and forecasts on the District’s website.

## Impact Measures

The information listed below is a summary of air quality metrics that are measured throughout the calendar year and pertain to the District’s efforts to attain the state and federal ambient air quality standards.

<b>Measure</b>	<b>Actual CY 2025</b>	<b>Goal CY 2026</b>	<b>Est Actual CY 2026</b>	<b>Goal CY 2027</b>
Number of days on which the state one-hour ozone standard is not met somewhere in Santa Barbara County	0	0	0	0
Number of days on which the federal eight-hour ozone standard is not met somewhere in Santa Barbara County	0	0	0	0
Number of days on which the state eight-hour ozone standard is not met somewhere in Santa Barbara County	0	0	0	0
Number of days on which the state PM <sub>10</sub> standards are not met somewhere in Santa Barbara County	15	≤ 15	15	≤ 15
Number of days on which the federal PM <sub>2.5</sub> standard is not met somewhere in Santa Barbara County	0	0	0	0

CY = Calendar Year

## *FY 2025-26 Significant Accomplishments*

Below is a list of the significant accomplishments the District achieved in FY 2025-26:

- Successfully implemented two Clean Air Room programs for residents in Guadalupe and Old Town Goleta by distributing approximately 1,500 air purifiers to individuals and schools.
- Completed a major overhaul of monitoring station IT equipment.
- Provided internal promotion opportunities for five District staff for career advancement, three of which replaced staff with more than 30 years of experience each.
- Supported and secured passage of AB 14 (Hart, Bennett, and Connolly) which was signed by the Governor in October 2025. AB 14 authorizes the expansion of the Blue Whales and Blues Skies program statewide, creating a voluntary vessel speed reduction program for the entire California coast.
- Received District Board approval to execute memorandums of agreement with the City of Lompoc, the United Boys & Girls Club of Santa Barbara County – Lompoc Unit, the Lompoc Family YMCA, the Lompoc Unified School Districts, and community-based organizations to implement \$325,000 in District Clean Air Fund projects that benefit air quality in Lompoc.
- Reviewed and approved Smoke Management Plans, and monitored 28 days of prescribed burns, totaling 207.16 acres, that were conducted during CY 2025. There were no air quality exceedances associated with these prescribed burns.
- Maintained core air quality management responsibilities including:
  - Completed 342 permitting actions in CY 2025.
  - Conducted 582 inspections in CY 2025.
  - Responded to 251 air pollution complaints in CY 2025.
  - Replied to 88 requests for information and provided 6,373 records under the Public Records Act during CY 2025.
  - Maintained the number of people exposed to a cancer risk of 10 in a million or greater from permitted sources at zero.
  - Executed \$2.99 million in Clean Air Grant contracts.

## *Air Quality*

Santa Barbara County air quality currently meets all federal and state ambient air quality standards, except for the state ozone standards and the state 24-hour and annual arithmetic mean standards for particulate matter (PM<sub>10</sub>).

### **2025 Ozone Measurements**

- During the 2025 calendar year, the state and federal 8-hour ozone standards were not exceeded, a decrease from one exceedance in 2024.
- The state 1-hour ozone standard was not exceeded in 2025, the same as in 2024.

### **2025 Particulate Matter Measurements**

- During the 2025 calendar year, the state 24-hour PM<sub>10</sub> standard was exceeded on 15 days, a decrease from 16 days in 2024.
- The federal 24-hour PM<sub>2.5</sub> and PM<sub>10</sub> standards were not exceeded in 2025, the same as in 2024.

# FISCAL YEAR 2026-27

## OPERATING BUDGETS BY DIVISION

---

### *Administrative Division*

The Administrative Division expenses are allocated to the District’s direct operating activities as an overhead allocation based upon direct billable salaries and benefits. The Administrative Division includes a Fiscal and Executive section, Human Resources, Public Information, and an Information Technology Section, which includes information technology services and data acquisition. Each section has costs associated with specific goals and objectives; and an Administrative Overhead section, which requires expenses that are not attributable to any specific district activity, such as rent, landscaping, janitorial, insurance, and utilities.

<b>EXPENDITURE PLAN</b>				
	Actual FY 2024-25	Adopted FY 2025-26	Est Act FY 2025-26	Proposed FY 2026-27
<i>Operating Expenditures</i>				
Administrative Overhead	\$ 2,843,628	\$ 1,598,822	\$ 1,613,822	\$ 1,599,432
Fiscal & Executive	1,133,669	960,973	968,273	1,250,521
Human Resources	95,513	163,431	156,231	170,934
Public Information	149,570	370,085	376,745	380,296
Information Technology	659,422	652,338	603,523	768,711
Operating Total	<u>4,881,802</u>	<u>3,745,649</u>	<u>3,718,594</u>	<u>4,169,894</u>
<i>Other Financing Uses</i>				
Increase in Fund Balance	154,374	-	-	502,753
Expenditure Plan Total	<u><u>\$ 5,036,176</u></u>	<u><u>\$ 3,745,649</u></u>	<u><u>\$ 3,718,594</u></u>	<u><u>\$ 4,672,647</u></u>

<b>CHARACTER OF EXPENDITURES</b>				
	Actual FY 2024-25	Adopted FY 2025-26	Est Act FY 2025-26	Proposed FY 2026-27
<i>Operating Expenditures</i>				
Regular Salaries	\$ 1,431,672	\$ 1,604,560	\$ 1,604,560	\$ 1,609,040
Overtime	1,054	-	-	-
Benefits	760,553	836,357	836,357	725,675
Salaries & Benefits Total	<u>2,193,278</u>	<u>2,440,917</u>	<u>2,440,917</u>	<u>2,334,714</u>
Services & Supplies	837,025	1,058,732	1,006,677	1,146,180
Other Charges	211,342	194,000	219,000	224,000
Fixed Assets	1,640,157	52,000	52,000	465,000
Operating Total	<u><u>\$ 4,881,802</u></u>	<u><u>\$ 3,745,649</u></u>	<u><u>\$ 3,718,594</u></u>	<u><u>\$ 4,169,894</u></u>

## **Significant Changes (FY 2025-26 Adopted to FY 2026-27 Proposed)**

The FY 2026-27 operating total for the Administrative Division will increase by \$424,245 from the adopted 2025-26 budget, to \$4,169,894.

Salaries and benefits decreased \$106,203, due to the retirement contribution rate decreasing for all District plans. Pension costs are projected to decrease 9.4%. Offsetting this decrease are merit increases for staff who are due step increases during the fiscal year.

Services and supplies increased by \$87,448, or 8.3%. This increase is mainly due to new legislation that requires all government websites to be ADA accessible. The District has budgeted \$50,000 for this effort to make sure all webpages are compliant. There is also an increase due to the approval of the board stipends (as approved by the Board in January 2026). Some accounts included in this category are equipment and equipment maintenance, building maintenance, office expenses, professional services, software, training, and travel.

Other charges increased by \$30,000, because of anticipated increases to the District's liability insurance premiums due to inflation and the current state of the economy.

Fixed assets increased \$413,000 from the previous fiscal year. The District plans to utilize a third-party contractor to begin to update the District's existing Integrated Database System (IDS) programs to modern information technology standards to improve efficiency, enhance user experience, and ensure long-term reliability. The District has budgeted \$300,000 for this effort which is being called IDS 2.0. There are other things budgeted for FY 2026-27 in the fixed asset category: 1) a new electric vehicle to replace the aging EV pool vehicle, and 2) the installation of EV chargers at the Santa Maria office. The fixed asset budget also includes the purchase of equipment for the District's data acquisition system (DAS).

### ***FY 2026-27 Goals and Objectives***

#### *Fiscal and Executive Section*

1. Attend events throughout the County to promote the District and bring awareness to the District's mission and enhance interagency coordination.
2. Utilizing third-party contractor support, begin the development process of updating our existing Integrated Database System (IDS) programs to modern information technology standards to improve efficiency, enhance user experience, and ensure long-term reliability (IDS 2.0).
3. Create a procurement handbook and bring all District purchasing in-house.
4. Initiate the process for the next five-year Long Range Fiscal Strategy.

#### *Human Resources Section*

5. Review the structural integrity of the agency.

### *Public Information*

6. Use the District's communication tools to increase agency awareness and awareness of air quality issues and significantly increase the number of Santa Barbara County residents who subscribe to our bilingual air quality news (email lists and text alerts) and who engage with our social media accounts.
7. Increase outreach to communities and organizations through meetings with various community groups and conduct outreach pursuant to the AB 617 Community Air Protection Program.
8. Continue to promote the recently redesigned Permitted Facilities Map to the public.
9. Promote a newly designed prescribed burn mapping tool to increase outreach and community awareness.
10. Working with a consultant, conduct community outreach and engagement regarding the District's special study of particulate matter in the Santa Maria Valley.

### *Information Technology Section*

11. Assist with any and all things related to the IDS 2.0 effort.
12. Implement comprehensive new federal ADA requirements for District website.

---

## *Fiscal and Executive Services*

*Purpose Statement: Fiscal and Executive Services provide executive, clerical, fiscal, and facilities support to all APCD staff and fulfill the financial reporting needs of the public and the regulated community.*

---

### ***FY 2025-26 Significant Accomplishments***

- Continued to meet the requirements of the Board-approved fund balance policy.
- Completed the financial audit for FY 2024-25, with no audit findings.
- Successful implementation of the budget, with exceeding revenue and lower-than-budgeted expenditures.
- Successfully converted to the County's new ERP system Workday. All financial transactions are captured in the District's ERP system Tyler Technologies Incode 10 and also in the County's system due to the County providing treasury services for the District.
- Completed the Cost Recovery tool and analyzed one year's worth of data.
- Installed a new automatic gate at the McCoy office to allow staff to enter and exit the secured parking lot without having to exit their vehicles.
- Successfully installed a concrete coating on the floor in the lab at the McCoy office to extend the life of that space.

- Successfully implemented SB 827 which requires local agencies to provide financial training to local agency officials.
- Successfully supported and secured passage of AB 471 (Hart) allowing the District to compensate its Board members.
- Completed the acoustics in the hearing room at the Santa Maria office and begin transitioning Board meetings to that location.

**Recurring Performance Measures**

<b>Measure</b>	<b>Actual FY 2024-25</b>	<b>Goal FY 2025-26</b>	<b>Est Actual FY 2025-26</b>	<b>Goal FY 2026-27</b>
Percent of actual revenue received to revenue budgeted	103.0%	100%	107.0%	100%
Percent of actual expenditures to expenditures budgeted	91.0%	100%	91.0%	100%
Total federal maintenance of effort (MOE) above/(below) previous year MOE + \$1	\$351,512	≤ \$1	≤ \$1	≤ \$1

**Human Resources**

*Purpose Statement: Human Resources is responsible for recruitment and selection of employees, labor relations, benefits administration, classification and compensation, collaborative bargaining, workers’ compensation, training, and compliance oversight for state and federal employment law requirements. These human resources benefits and labor relations services ensure organizational equity to meet the changing needs of the District and its staff.*

**FY 2025-26 Significant Accomplishments**

- Conducted seven (7) recruitments.
- Successfully completed the reporting requirements for the healthcare reform mandates.
- Administered District safety training program in compliance with OSHA regulations.
- Managed District workers’ compensation program, with zero claims reported for the year.
- Managed and provided comprehensive Human Resources programs and services for the District and its employees.
- Continued the District’s efforts to attract and retain qualified staff and provide a workplace that fosters interdivisional communication and ongoing professional growth. Implemented all new legislation as it became effective January 1, 2026. This included but not limited to: annual “Know Your Rights” notice and the expansion of paid sick day

use by victims of violence. These were implemented to make sure the District put new processes in place to adhere to these new laws.

- Completed an employee compensation study and delivered the results to the District's Board.

---

## *Public Information*

---

*Purpose Statement: In order for meaningful public participation to occur, outreach to the media and community members is key. We are committed to maintaining multiple communication channels for the exchange of easy-to-understand air quality information on issues occurring throughout Santa Barbara County.*

---

### ***FY 2025-26 Significant Accomplishments***

- Issued more than 35 news releases regarding District news, air quality alerts, and prescribed burns, and promoted media coverage of District issues and news.
- Participated in media interviews on local air quality issues and District programs.
- Continued to share instructions about how to protect against wildfire smoke by creating "clean air rooms."
- Provided time-sensitive information to the community during wildfire smoke events and participated in associated partner calls and meetings.
- Maintained relationships with community partners and their projects that are relevant to our agency to ensure consistent, shared messaging for the public.
- Continued to attract new social media followers and subscribers to our listservs for news, air quality alerts, and prescribed burn information.
- Worked on developing a mapping tool about prescribed burns to increase outreach methods and community awareness.
- Visited 120 classrooms across Santa Barbara County through the District's Clean Air Ambassadors (CAA) program visits to K-3 classrooms.
- Provided air quality presentations to community and industry groups, partner agencies, and classrooms.
- Reached 50 students through an in-person class presentation at a University of California, Santa Barbara Environmental Law class.
- Promoted the updated online Permitted Facilities Map tool through various channels and received a "Best Practice" award for the tool from the Association of Air Pollution Control Agencies (AAPCA).
- Successfully implemented two Clean Air Room programs for residents in Guadalupe and Old Town Goleta by distributing approximately 1,500 air purifiers to individuals and schools.

## Recurring Performance Measures

<b>Measure</b>	<b>Actual FY 2024-25</b>	<b>Goal FY 2025-26</b>	<b>Est Actual FY 2025-26</b>	<b>Goal FY 2026-27</b>
<b>Stakeholder Engagement Items</b>				
E-newsletter	1	4	3	4
News releases (includes Alerts and Prescribed Burns)	41	30	35	40
Public notices	18	10	10	10
Social media posts	1,130	1,200	1,300	1,500
Air quality alert subscribers	2,300	4,600	4,300	5,500
<b>Community Programs</b>				
Schools Class Visits/Events (including CAA)	100	120	120	120

---

## Information Technology Services

*Purpose Statement: The Information Technology Services (ITS) is responsible for the management, development, operation, training, and maintenance of information systems. These systems include a network of computers providing engineering and office automation, an integrated database system, and a data acquisition system to manage real-time air monitoring data from monitoring stations operated by the District and industry-run monitoring stations, as well as emission data from large facilities. The ITS staff develop innovative IT solutions to create operational efficiencies that reduce costs and increases productivity.*

Two programs make up Information Systems: the Data Acquisition System (DAS) and the Local Area Network (LAN.)

### **FY 2025-26 Significant Accomplishments**

#### Automated Data Acquisition (DAS) Program

- Provided reliable operation of the DAS in support of program goals.
- The DAS system uptime exceeded 97%, Backups were 100%, and Data Acquisition exceeded 90%.
- Ongoing improvements of function and efficiencies of the DAS system and the support of the monitoring sites, bringing online an odor station and integrating it back into our DAS.

Local Area Network (LAN)

- Provided a highly reliable computing system for the District in support of the District’s business.
- Successfully replaced cellular modems and firewalls at all of the District’s monitoring stations.
- Successfully updated all Monitoring equipment to the newest version of AirVision.
- Successfully upgraded all Monitoring 8872 data loggers with new Microsoft Windows 11 workstations.
- Successfully upgraded both offices to highspeed 2G internet dedicated fiber.
- Successfully upgraded both offices to new firewalls and high-speed tunnel.
- Continued to increase IT system security whenever feasible.
- Hardware and software systems were upgraded or replaced as necessary, keeping in line with our goal of providing reliable and cost-effective information systems.
- Provided ongoing support and enhancements for the payroll, accounting, Integrated Database System, and the telecommuting programs.
- Completed an update to the District’s Computer Use Policy to include Artificial Intelligence tools in the workplace and set guardrails on its use.

**Recurring Performance Measures**

<b>Measure</b>	Actual FY 2024-25	Goal FY 2025-26	Est Actual FY 2025-26	Goal FY 2026-27
Network uptime	>97%	97%	>97%	97%
APCD website uptime	>99%	100%	>99%	100%
Data Acquisition System (DAS) valid data acquisition rate	>97%	97%	>97%	97%

## Engineering Division

The Engineering Division is composed of the Permitting Section, Air Toxics Section, and Permit Compliance Section. The programs that these Sections operate have costs associated with specific goals and objectives. The Division also includes an administrative overhead function that requires expenses not attributable to any specific Division activity, such as management and supervision of staff, facilitating staff development and training opportunities, budget management and tracking, and goal and policy implementation.

<b>EXPENDITURE PLAN</b>				
	Actual FY 2024-25	Adopted FY 2025-26	Est Act FY 2025-26	Proposed FY 2026-27
<i>Operating Expenditures</i>				
Administrative Overhead	\$ 204,583	\$ 302,446	\$ 301,868	\$ 299,865
Permitting & Air Toxics	1,168,757	1,254,760	1,144,069	1,256,265
<b>Operating Total</b>	<b>1,373,340</b>	<b>1,557,206</b>	<b>1,445,937</b>	<b>1,556,130</b>
<i>Other Financing Uses</i>				
Increase in Fund Balance	-	-	-	-
<b>Expenditure Plan Total</b>	<b>\$1,373,340</b>	<b>\$1,557,206</b>	<b>\$ 1,445,937</b>	<b>\$1,556,130</b>

<b>CHARACTER OF EXPENDITURES</b>				
	Actual FY 2024-25	Adopted FY 2025-26	Est Act FY 2025-26	Proposed FY 2026-27
<i>Operating Expenditures</i>				
Regular Salaries	\$ 848,839	\$ 933,845	\$ 933,845	\$ 940,425
Overtime				
Benefits	381,393	406,805	406,805	397,830
<b>Salaries &amp; Benefits Total</b>	<b>1,230,232</b>	<b>1,340,651</b>	<b>1,340,650</b>	<b>1,338,255</b>
Services & Supplies	142,526	214,055	103,025	215,375
Other Charges	582	2,500	2,262	2,500
Fixed Assets	-	-	-	-
<b>Operating Total</b>	<b>\$1,373,340</b>	<b>\$1,557,206</b>	<b>\$ 1,445,937</b>	<b>\$1,556,130</b>

### **Significant Changes (FY 2025-26 Adopted to FY 2026-27 Proposed)**

The FY 2026-27 operating total for the Engineering Division decreased by \$1,076 from the adopted FY 2025-26 budget, to \$1,556,130.

Salaries and benefits decreased \$2,396, due to the retirement contribution rate decreasing for all District plans. Pension costs are projected to decrease 9.4%. Offsetting this decrease are merit increases for staff who are due step increases during the fiscal year.

Services and Supplies increased \$1,320 due to increased travel costs to and from CAPCOA meetings for the Engineering staff. As well as increased costs for software that is utilized by the Engineering division.

Other charges and fixed assets had no change from the prior year. This category includes fuel costs for the Engineering Division's fleet vehicle. There are no anticipated fixed asset purchases planned for FY 2026-27.

### ***FY 2026-27 Goals and Objectives***

1. Continue to cross-train Engineering Division staff to ensure continuity of operations.
2. Utilizing third-party contractor support, begin the development process of updating our existing Integrated Database System (IDS) programs to modern information technology standards to improve efficiency, enhance user experience, and ensure long-term reliability (IDS 2.0).

#### *Permitting Section*

3. Initiate the development of online, web-based permit application forms to modernize the permit application process and streamline the transfer of data into the District's permitting database.
4. Continue working with the Planning Division to implement requirements of AB 617 Community Air Protection Program, including Criteria Pollutant and Toxics Emission Reporting (CTR) requirements for permitted sources and the automation of the uploading of this data to CARB's reporting database.
5. Continue to promote the recently redesigned Permitted Facilities Map as an efficient alternative to Public Records Act (PRA) requests.

#### *Permit Compliance Section*

6. Together with the Compliance and Planning Divisions, initiate development of online, web-based permit compliance and annual report forms to improve user experience and streamline the transfer of data into the District's permit compliance database.
7. Together with the Compliance Division, initiate program to streamline and automate the Permit Compliance database program, including integration with USEPA's ICIS-AIR database.

#### *Air Toxics Section*

8. Continue the AB 2588 Toxics "Hot Spots" process for the 22 high-priority sources currently under review.

---

## *Permitting, Air Toxics, and Permit Compliance*

---

*Purpose Statement: We issue technically rigorous and effective permits to new and existing stationary sources and ensure each project complies with all applicable local, state, and federal air quality requirements. We strive to protect the public from the exposure to significant levels of air toxics and inform and educate the public about emissions to which they may be exposed. We operate technically sound and thorough Permit Compliance programs, and we provide transparent and timely responses to Public Records Act requests for information.*

---

### ***FY 2025-26 Significant Accomplishments***

- Completed 342 permitting actions during CY 2025.
- Issued 8 initial Part 70 federal operating permits and 3 Part 70 federal operating permit renewals during CY 2025.
- Reviewed 99 emissions source tests during CY 2025.
- Replied to 88 requests for information and provided 6,373 records under the Public Records Act during CY 2025.
- Issued multiple complex permits under tight deadlines for various sources, including the first permits for two new types of equipment/operations (i.e., linear generator and air curtain incinerator).
- Completed the review and approval of 13 refined Health Risk Assessments (HRAs) for New Source Review (NSR) permitting and CEQA Lead Agency projects during CY 2025.
- Completed the review and approval of four Air Toxics Emissions Inventory Plans/Reports (ATEIP/Rs), four Health Risk Assessments (HRAs), and one Risk Reduction Audit and Plan (RRAP), and issued one public notice under the AB 2588 Air Toxics “Hot Spots” Program during CY 2025.
- Developed and published one new modeling guideline protocol document and updated and published four existing modeling guideline protocol documents during CY 2025.
- Provided substantive air quality health risk and ambient standards review and analyses to the County for multiple proposed development projects.
- Onboarded, cross-trained, and seamlessly transitioned to a new Permit Technician after the outgoing Permit Technician retired following 34 years of service.
- Initiated a refresh of the Permit Compliance program, with an initial focus on Continuous Emissions Monitoring Systems (CEMS) and Breakdowns.
- Together with Engineering, Compliance, and Administrative Divisions, continued implementation of the recently updated District Rule 210 (Fees) including extensive programming updates to the District’s databases, staff training on the new and modified fee schedules and provisions, implementation of new cost-recovery tool, used new tools to secure delinquent payments, and outreach to permitted sources.

- Expanded the electronic reporting program and sent a total of 484 annual report forms via e-mail using Adobe Sign rather than mailing hard copy (over 45% of total annual reports).

**Recurring Performance Measures**

<b>Measure</b>	<b>Actual FY 2024-25</b>	<b>Goal FY 2025-26</b>	<b>Est. Actual FY 2025-26</b>	<b>Goal FY 2026-27</b>
<b>Permit Processing</b>				
Percent of Authority to construct permit applications reviewed for completeness within 30 days of receipt	100%	100%	100%	100%
Percent of authority to construct permits issued within 180 days of application completeness	98%	100%	97%	100%
Percent of permit to operate annual scheduled reevaluation renewals completed within the year	97%	90%	90%	90%
<b>Compliance</b>				
Percent of complete review of all Part 70 major source compliance verification reports within 120 days	69%	55%	70%	55%
<b>Source Testing</b>				
Percent of source test reports reviewed within 60 days	100%	90%	100%	90%
<b>Public Records Act Information Request Response</b>				
Percent of requests initially responded to within 10 days of receipt	92%	100%	90%	100%

## Compliance Division

The Compliance Division includes Inspection and Enforcement programs, and has costs associated with specific goals and objectives for these programs. The Division also includes an Administrative Overhead function that requires expenses not attributable to any specific Division activity, such as management and supervision of staff, facilitating staff development and training opportunities, budget management and tracking, and goal and policy implementation.

<b>EXPENDITURE PLAN</b>				
	Actual FY 2024-25	Adopted FY 2025-26	Est. Act FY 2025-26	Proposed FY 2026-27
<i>Operating Expenditures</i>				
Administrative Overhead	\$ 429,983	\$ 433,896	\$ 433,200	\$ 335,297
Compliance & Enforcement	1,005,145	1,183,598	1,179,959	1,153,934
Operating Total	1,435,129	1,617,495	1,613,160	1,489,231
<i>Other Financing Uses</i>				
Increase in Fund Balance	-	-	365,000	-
Expenditure Plan Total	<u>\$1,435,129</u>	<u>\$1,617,495</u>	<u>\$1,978,160</u>	<u>\$1,489,231</u>

<b>CHARACTER OF EXPENDITURES</b>				
	Actual FY 2024-25	Adopted FY 2025-26	Est. Act FY 2025-26	Proposed FY 2026-27
<i>Operating Expenditures</i>				
Regular Salaries	\$ 859,413	\$ 974,375	\$ 974,375	\$ 963,586
Overtime				
Benefits	436,013	471,810	471,810	442,435
Salaries & Benefits Total	1,295,426	1,446,185	1,446,185	1,406,021
Services & Supplies	26,215	31,310	27,970	33,210
Other Charges	14,518	15,000	14,500	15,000
Fixed Assets	98,971	125,000	124,505	35,000
Operating Total	<u>\$1,435,129</u>	<u>\$1,617,495</u>	<u>\$1,613,160</u>	<u>\$1,489,231</u>

### **Significant Changes (FY 2025-26 Adopted to FY 2026-27 Proposed)**

The FY 2026-27 operating total for the Compliance Division decreased by \$128,263 from the adopted FY 2025-26 budget, to \$1,489,231.

Salaries and benefits decreased \$40,163, primarily due to the retirement contribution rate decreasing for all District plans. Pension costs are projected to decrease 9.4%. The Compliance Division does have two new staff, which also accounts for the small decrease. Offsetting this decrease are merit increases for staff who are due step increases during the fiscal year.

Services and Supplies increased by \$1,900, due to various small pieces of equipment that are needed. This includes things like cameras for inspectors, calibration gases, etc.

Other charges had no change from the prior year. This category includes fuel costs for the Compliance Division's fleet vehicles.

Fixed assets decreased by \$90,000 from the previous year. In FY 2025-26 a FLIR infrared camera, for dedicated use in the northern part of the county, was purchased for the Compliance Division. In FY 2026-27, the Compliance Division is proposing to purchase one Toxic Vapor Analyzer (TVA) replacement for old equipment that is no longer serviceable.

### ***FY 2026-27 Goals and Objectives***

1. Utilizing third-party contractor support, begin the development process of updating our existing Integrated Database System (IDS) programs to modern information technology standards to improve efficiency, enhance user experience, and ensure long-term reliability (IDS 2.0).
2. Begin working on a program to recognize permitted sources that are consistently complying with the District's requirements.
3. Continue to cross-train Compliance Division staff to ensure continuity of operations.
4. Continue to automate Compliance letters to streamline the generation of these documents.
5. Continue working with the Bilingual Team to translate more compliance public information materials and compliance webpages to Spanish.
6. Continue working with the Planning Division to develop and adopt Rule 1002 Asbestos Demolition and Renovation.
7. Together with the Engineering and Planning Divisions, initiate development of online, web-based permit compliance and annual report forms to improve user experience and streamline the transfer of data into the District's permit compliance database.
8. Together with the Engineering Division, initiate program to streamline and automate the Compliance database program, including integration with the USEPA's ICIS-AIR database.
9. Update 10% of the Compliance Policy and Procedures.

---

## *Compliance and Enforcement*

---

*Purpose Statement: We equitably enforce all rules and regulations to ensure air pollution control requirements are being met, to motivate and educate those we regulate to comply with air pollution laws, to protect human health and the environment, and to promote regulatory equity in the marketplace. We strive to protect the public from air quality nuisance situations and inform and educate the public about emissions to which they may be exposed.*

---

### ***FY 2025-26 Significant Accomplishments***

- Performed 582 inspections during CY 2025.
- Responded to and documented 251 air pollution complaints during CY 2025.
- Reviewed 258 renovation/demolition projects for Asbestos NESHAP applicability, including 221 asbestos notifications, during CY 2025.
- Performed the administrative functions for 25 variance petitions during CY 2025.
- Reviewed and approved Smoke Management Plans, and monitored 28 days of prescribed burns, totaling 207.16 acres, that were conducted during CY 2025. There were no air quality exceedances associated with these prescribed burns.
- Reviewed and updated 10% of the Compliance Policies & Procedures.
- Successfully cross-trained and seamlessly transitioned the mutual settlement and prescribed burn programs after the retirement of an Air Quality Specialist with 35 years of service.
- Recruited, onboarded, and trained one new Compliance Air Quality Specialist, and two new Compliance interns.
- Together with Planning, Engineering, and Administrative Divisions, continued implementation of the recently updated District Rule 210 (Fees) including extensive programming updates to the District's databases, staff training on the new and modified fee schedules and provisions, implementation of new cost-recovery tool, used new tools to secure delinquent payments, and outreach to permitted sources.
- Worked on developing a mapping tool about prescribed burns to increase outreach methods and community awareness.
- Together with Planning Division, continued work on the rule development process for developing Rule 1002 Asbestos Demolition and Renovation.

**Recurring Performance Measures**

<b>Measure</b>	<b>Actual FY 2024-25</b>	<b>Goal FY 2025-26</b>	<b>Est. Actual FY 2025-26</b>	<b>Goal FY 2026-27</b>
<b>Inspections</b>				
Percent of citizen complaints about air pollution responded to				
- within 3 hours	90%	90%	94%	90%
- within 24 hours	99%	95%	99%	95%
Percent of Part 70 facilities inspected	95%	100%	80%	100%
Percent of permitted facilities inspected within the last 3 fiscal years	84%	100%	85%	100%
Percent of initial settlement agreements sent within 90 days of NOV issuance	19%	60%	20%	60%
Percent of settlement agreements finalized within 1 year of NOV issuance for NOVs issued in the prior fiscal year	46%	60%	40%	60%

## Planning Division

The Planning Division includes the following program groups, which have costs associated with specific goals and objectives: Air Quality Planning, Community Programs, Land Use, Grants and Incentives, Rule Development, and Air Monitoring. The Division also includes an Administrative Overhead function that requires expenses not attributable to any specific division activity, such as management and supervision of staff, facilitating staff development and training opportunities, budget management and tracking, and goal and policy implementation.

<b>EXPENDITURE PLAN</b>				
	Actual FY 2024-25	Adopted FY 2025-26	Est. Act FY 2025-26	Proposed FY 2026-27
<i>Operating Expenditures</i>				
Administrative Overhead	\$ 172,766	\$ 507,555	\$ 510,046	\$ 484,006
Air Monitoring	860,480	915,204	819,479	865,121
Air Quality Planning	341,980	351,966	351,966	369,287
Rule Development	74,229	97,937	97,087	79,700
Community Programs	90,821	428,411	155,991	278,642
Land Use	240,324	281,697	279,697	252,149
Grants and Incentives Program	3,537,672	3,804,988	3,189,012	4,533,226
<b>Operating Total</b>	<b>5,318,273</b>	<b>6,387,758</b>	<b>5,403,278</b>	<b>6,862,131</b>
<i>Other Financing Uses</i>				
Increase in Fund Balance	169,368	62,755	94,122	620,293
<b>Expenditure Plan Total</b>	<b>\$5,487,641</b>	<b>\$ 6,450,513</b>	<b>\$ 5,497,400</b>	<b>\$ 7,482,424</b>

<b>CHARACTER OF EXPENDITURES</b>				
	Actual FY 2024-25	Adopted FY 2025-26	Est. Act FY 2025-26	Proposed FY 2026-27
<i>Operating Expenditures</i>				
Regular Salaries	\$1,206,258	\$ 1,344,255	\$ 1,344,255	\$ 1,357,164
Overtime	-			
Benefits	574,813	616,943	616,943	585,728
Salaries & Benefits Total	1,781,071	1,961,198	1,961,198	1,942,892
Services & Supplies	3,381,775	4,280,470	3,292,224	4,776,449
Other Charges	10,854	14,000	15,144	15,000
Fixed Assets	144,573	132,090	134,712	127,790
<b>Operating Total</b>	<b>\$5,318,273</b>	<b>\$ 6,387,758</b>	<b>\$ 5,403,278</b>	<b>\$ 6,862,131</b>

### **Significant Changes (FY 2025-26 Adopted to FY 2026-27 Proposed)**

The FY 2026-27 operating total for the Planning Division will increase by \$474,373 from the adopted FY 2025-26 budget to \$6,862,131.

Salaries and benefits decreased \$18,306, primarily due to the retirement contribution rate decreasing for all District plans. Pension costs are projected to decrease 9.4%. Offsetting this decrease are merit increases for staff who are due step increases during the fiscal year.

Services and supplies increased by \$495,979 due to an increase in grant funds to be used as pass-through to continue expanding the reach of the District's grant programs, including the Carl Moyer, Community Air Protection, Climate Heat Impact Response Program (CHIRP), and Heat Clean programs. The grant funds help local businesses and organizations voluntarily implement cleaner technologies to secure immediate emission reductions. Project categories include agricultural equipment, woodstove changeouts, marine vessels, school and transit buses, old passenger cars and trucks, back-up generator replacements, and electric vehicle infrastructure. The District has also allocated money from the Clean Air Fund for community projects located in the Lompoc Valley and Buellton.

Fixed Assets decreased by \$4,300. This decrease is due to the Monitoring section needing fewer equipment replacements next year. The Monitoring section will continue to replace analyzers and monitoring equipment for all sites as needed, to stay up-to-date and use the best technology available.

### ***FY 2026-27 Goals and Objectives***

1. Continue working with Engineering Division to implement requirements of AB 617 Community Air Protection Program including outreach, grant projects, and Criteria Pollutant and Toxics Emission Reporting (CTR) requirements.
2. Utilizing third-party contractor support, begin the development process of updating our existing Integrated Database System (IDS) programs to modern information technology standards to improve efficiency, enhance user experience, and ensure long-term reliability (IDS 2.0).

### *Air Quality Planning*

3. Streamline and automate input of facility information into the District's database for emission inventory reporting; work with Engineering Division to implement CARB's statewide reporting regulation.
4. Prepare a triennial update to the Clean Air Plan, which will demonstrate progress and commitments to achieve attainment of the state ozone standard.
5. In collaboration with state, federal, and local partners, continue to implement the Blue Whales & Blue Skies Vessel Speed Reduction Program statewide for emission-reduction and whale-protection benefits.

6. Continue to administer the Central Coast Clean Cities Coalition (C5) which is a nonprofit organization and a U.S. Department of Energy designated coalition in the Clean Cities and Communities partnership. C5's mission is to enhance energy security, support economic prosperity, and improve air quality by cultivating collaborative partnerships with a wide array of stakeholders to support clean transportation across California's Central Coast.

#### *Rule Development*

7. Develop and adopt rules as required by state and federal mandates.
8. Continue working with Compliance Division to develop and adopt Rule 1002 Asbestos Demolition and Renovation.

#### *Community Programs*

9. In coordination with the City of Lompoc, the United Boys & Girls Club Santa Barbara County – Lompoc Unit, the Lompoc Family YMCA, the Lompoc Unified School District, and community-based organizations, implement \$325,000 in District Clean Air Fund projects that benefit air quality in Lompoc .
10. In coordination with the Buellton Union School District and Santa Ynez Valley Children's Museum in Buellton, implement \$60,000 in District Clean Air Fund projects that benefit air quality in Buellton
11. Deploy low-cost air quality sensors at interested schools, government buildings, and nonprofit organizations countywide, in partnership with CAPCOA and USEPA.
12. Participate in the Guadalupe-Lompoc Initiative and the Guadalupe-Santa Maria Community Air Monitoring project to ensure air quality aspects are accurately monitored and results conveyed to the community and enhance the District's opportunity to better understand the communities' air quality concerns.
13. Administer a Clean Air Rooms Program in the Cuyama Valley and distribute air purifiers to residents of the region.

#### *Land Use*

14. Continue to update the District's CEQA and Land Use resources and guidance documents and provide training to other agencies, consultants, and project proponents.
15. Conduct an internal CEQA and Land Use cross-training with the Engineering Division and District Council.

#### *Grants and Incentives Program*

16. Implement a new cycle of grant funding awarded by the state legislature in 2025 (e.g., Carl Moyer and AB 617 Community Air Protection).
17. Develop and implement the first cycle of the Climate Heat Impact Response Program (CHIRP), which provides incentives to mitigate increased emissions from emergency backup generators used during extreme heat events.

### *Air Monitoring*

18. Update 20% of the Air Monitoring Standard Operating Procedures and Quality Assurance Project Plans.
19. Continue conducting a special study of particulate matter in the Santa Maria Valley utilizing grant funding from USEPA. Identify potential strategies and best practices to reduce PM emissions in order to meet the state's PM<sub>10</sub> Ambient Air Quality Standard.
20. Request approval from USEPA to designate the Carpinteria PM<sub>2.5</sub> monitor as a SLAMS station.

---

### *Air Quality Planning*

---

*Purpose Statement: We develop, implement, and track clean air plans that comply with state and federal air quality planning mandates in order to protect the people and the environment of Santa Barbara County. The District works with the U.S. Environmental Protection Agency, California Air Resources Board, and Santa Barbara County Association of Governments to facilitate a coordinated and efficient effort to clean the air. We promote local dialogue and consensus by meeting with our Community Advisory Council during the development of clean air plans in order to address concerns of business, industry, environmental groups, and the public. Staff prepare emission inventory data required for air quality attainment planning and to invoice for emission-based fees that allow the District to continue programs that achieve clean air goals.*

---

### ***FY 2025-26 Significant Accomplishments***

- Reviewed, updated, and submitted to CARB quality-assured 2024 criteria and toxic pollutant stationary source emissions data for inclusion on their Pollution Mapping Tool, as outlined in the AB 197 Emission Inventory District Grant.
- Successfully onboarded and trained one new Division Supervisor, one new Air Quality Specialist, one new C5 intern, and one new intern.
- In collaboration with State, Federal, and local partners, continued implementation of the Blue Whales and Blue Skies voluntary Vessel Speed Reduction (VSR) program in the Southern California and Central Coast Regions and the San Francisco Bay Area. The partners recognized the 44 shipping companies that participated in the 2025 VSR program by promoting their achievements through outreach campaigns, media coverage, social media, and web advertisements in prominent shipping, business, and logistics media outlets. For more information on the program, visit [www.bluewhalesblueskies.org](http://www.bluewhalesblueskies.org)

- Supported and secured passage of AB 14 (Hart, Bennett, and Connolly) which was signed by the Governor in October 2025. AB 14 authorizes the expansion of the Blue Whales and Blues Skies program statewide, creating a voluntary vessel speed reduction program for the entire California coast.
- Continued administration of the Central Coast Clean Cities Coalition (C5), including managing all aspects of the nonprofit organization, meeting all grant deliverables, successfully implementing C5’s multi-year strategic plan, and meeting all of the U.S. Department of Energy’s (DOE) Active and Effective Requirements to maintain C5’s DOE-designation status.

**Recurring Performance Measures**

<b>Measure</b>	Actual	Goal	Est Actual	Goal
	FY 2024-25	FY 2025-26	FY 2025-26	FY 2026-27
Submit emissions inventory data to the California Air Resources Board each year	7/30/2024	8/1/2025	7/31/2025	8/1/2026
Process emissions inventory data submitted by sources for fee invoices each year	6/9/2025	5/31/2025	6/15/2026	6/30/2026

---

**Rule Development**

*Purpose Statement: In order to implement air quality-related measures identified in clean air plans and other legislative mandates, and to protect human health and the environment of Santa Barbara County, we develop new and modified rules and regulations and prepare them for adoption by the District Board.*

---

**FY 2025-26 Significant Accomplishments**

- Together with Engineering, Compliance, and Administrative Divisions, continued implementation of the recently updated District Rule 210 (Fees) including extensive programming updates to the District’s databases, staff training on the new and modified fee schedules and provisions, implementation of new cost-recovery tool, used new tools to secure delinquent payments, and outreach to permitted sources.
- Together with Compliance Division, continued the rule development process for developing Rule 1002 Asbestos Demolition and Renovation.

**Recurring Performance Measures**

<b>Measure</b>	Actual FY 2024-25	Goal FY 2025-26	Est Actual FY 2025-26	Goal FY 2026-27
Number of draft rule projects released for public review	1	1	0	1

---

*Community Programs*

*Purpose Statement: The District provides the community with assistance and information about air quality and health and the District’s programs, rules, and services through our community outreach programs. We encourage the entire community to work together for clean air in Santa Barbara County.*

---

**FY 2025-26 Significant Accomplishments**

- Deployed additional low-cost air quality sensors at schools, government buildings, and nonprofit organizations, for a total of 100 sensors, to provide air quality trends and additional real-time air quality information to the public.
- Assisted local agencies in the preparation of their General Plan Environmental Justice Elements to incorporate District programs, outreach, and community engagement related to air quality.
- Received District Board approval to execute memorandums of agreement with the City of Lompoc, the United Boys & Girls Club of Santa Barbara County – Lompoc Unit, the Lompoc Family YMCA, the Lompoc Unified School Districts, and community-based organizations to implement \$325,000 in District Clean Air Fund projects that benefit air quality in Lompoc
- Received District Board approval to execute memorandums of agreement with the Buellton Union School District and Santa Ynez Valley Children’s Museum in Buellton to implement \$60,000 in District Clean Air Fund projects that benefit air quality in Lompoc.
- Successfully implemented two Clean Air Room programs for residents in Guadalupe and Old Town Goleta by distributing approximately 1,500 air purifiers to individuals and schools.

---

## Land Use

---

*Purpose Statement: District staff review major environmental and planning documents to ensure that air quality impacts of land development projects are correctly assessed and all feasible measures to reduce air pollution from these projects are considered. We review all District activities such as clean air plans, rules, and regulations, and permits to ensure that our activities do not result in adverse impacts to the environment. We participate in the local transportation planning process and review transportation projects to ensure that transportation policies and projects do not weaken air quality improvements.*

---

### **FY 2025-26 Significant Accomplishments**

- Prepared and reviewed CEQA and NEPA documents for projects in a variety of roles (as lead agency, responsible agency, or commenting agency).
- Assisted other agencies, consultants, and project proponents in the preparation of air quality impact analyses for CEQA documents for a variety of land use project types.
- Continued to work with land use agencies and interested parties on options for local mitigation of greenhouse gas emissions.
- Participated in committees and work groups related to land use review and air quality impact assessment and mitigation, including the Subdivision/Development Review Committees of Santa Barbara County and Goleta, and SBCAG’s Technical Transportation Advisory Committee, Technical Planning Advisory Committee, and Joint Technical Advisory Committee.
- Participated in a CAPCOA workgroup to maintain and continue operation of the new online platform for the CalEEMod emissions estimation model.
- Completed the update to the District’s CEQA Handbook and Land Use and CEQA webpage. Finalized the District’s Quick Reference Guide for land use projects.

### **Recurring Performance Measures**

<u>Measure</u>	<u>Actual</u> <u>FY 2024-25</u>	<u>Goal</u> <u>FY 2025-26</u>	<u>Est Actual</u> <u>FY 2025-26</u>	<u>Goal</u> <u>FY 2026-27</u>
Percent of CEQA reviews completed within requested review period for all environmental documents and land use projects	100%	100%	100%	100%

---

## *Grants and Incentives Program*

---

*Purpose Statement: We demonstrate innovative, voluntary ways of reducing air pollution in Santa Barbara County in order to further the District's mission. We foster government and industry cooperation and support local businesses by providing incentives to aid in the implementation of low-emissions technologies. Grant and incentive programs are alternatives to the traditional regulatory approach that secure significant emissions reductions and increase flexibility for businesses and public health benefits to the community.*

---

### ***FY 2025-26 Significant Accomplishments***

- Executed CARB grant agreements for Carl Moyer Program Years 26 and 27; Carl Moyer Program Years 26 and 27 State Reserve; Community Air Protection Years 6, 7 and Year 8 incentive and implementation Funds; and Woodsmoke Reduction Program funds.
- Awarded grants to replace old, high-emitting diesel-fueled equipment with the following cleaner emission technologies:
  - 15 diesel-powered tractors,
  - One diesel-powered excavator,
  - One diesel-powered loader,
  - One electric utility vehicle,
  - One marine vessel main engine repower.
- Issued grants to partially fund the purchase/installation of 72 electric vehicle charging ports with Level 2 charging capability, 13 electric vehicle charging ports with Level 3 charging capability, and one portable power hydrogen fuel cell generator.
- Issued grants to partially fund the purchase of two zero-emission electric school buses.
- Updated the Old Car Buy Back Program to increase community participation and successfully purchased and scrapped 389 vehicles..
- Issued 70 vouchers to replace wood-burning heaters with cleaner electric fireplace inserts or heat pumps through the District's Heat Clean Program.
- In collaboration with the Center for Sustainable Energy, California Energy Commission, and regional partners, completed implementation of the California Electric Vehicle Infrastructure Project (CALeVIP) rebate program for electric vehicle charging stations. In total, more than \$7 million of project funds were issued across the South Central Coast region.

**Recurring Performance Measures**

<b>Measure</b>	<b>Actual FY 2024-25</b>	<b>Goal FY 2025-26</b>	<b>Est. Actual FY 2025-26</b>	<b>Goal FY 2026-27</b>
NO <sub>x</sub> , ROC, and PM emissions reduced from signed grant agreement projects (tons).	124	100	53	100
Average cost effectiveness for all grant program funded projects (\$/ton)	\$17,739	<\$34,000	\$18,272	<\$60,000

---

**Air Monitoring**

*Purpose Statement: We operate a county wide ambient air monitoring network to determine the relationship between our air quality and the federal and state air quality standards by comprehensively and accurately documenting the urban, regional, and source-specific pollutant concentrations. Information is gathered to allow for sound decisions by policymakers, the public, and the District in our combined efforts to protect public health.*

---

**FY 2025-26 Significant Accomplishments**

- Operated or provided oversight for the collection of high-quality ambient air quality data from monitoring stations throughout the county.
- Performed deployments of temporary particulate monitors for the Madre Fire as well as two prescribed burns to inform the public about potential air quality impacts.
- Published the 2024 Annual Air Quality Report on the District’s website.
- Passed all performance audits and met minimum data collection rates.
- Submitted and received USEPA approval of our 2025 Annual Air Monitoring Network Plan.
- Submitted and received USEPA approval of our 2025 Five-Year Air Monitoring Network Assessment.
- Continued running a PM<sub>2.5</sub> monitor in Carpinteria to help evaluate particulate levels in the area.
- Began conducting a special study of particulate matter in the Santa Maria Valley utilizing grant funding from USEPA.
- Updated the District’s air quality forecasting dashboard.

- Continued addressing USEPA’s findings from their Technical Systems Audit (TSA) of the District’s air monitoring program.
- Reviewed and updated 20% of the Air Monitoring Standard Operating Procedures.
- On track to purchase and install a new Goleta monitoring structure, which will replace the old structure that was in place for 44 years.

***Recurring Performance Measures***

<b>Measure</b>	Actual	Goal	Est. Actual	Goal
	FY 2024-25	FY 2025-26	FY 2025-26	FY 2026-27
Collect 80%/90% valid data for air quality/meteorological measurements.	96%/94%	100%/100%	100%/100%	100%/100%
Number of air monitoring Standard Operating Procedure updates submitted to the California Air Resources Board	4	3	4	3