



air pollution control district
SANTA BARBARA COUNTY

2022 Clean Air Grants Program

Grants	Available	Funded	Balance*
FARMER Year 5	\$ 841,050.00	\$ 841,050.00	\$ 0
CAP Year 2	\$ 77,260.23	\$ 75,902.93	\$ 1,357.30
CAP Year 5	\$ 1,037,332.36	\$ 928,452.07	\$ 108,880.29
Moyer Year 23	\$ 162,919.00	\$ 99,811.03	\$ 63,107.97
Moyer Year 23 SR	\$ 89,346.00	\$ 89,346.00	\$ 0
Moyer Year 24	\$ 1,425,958.00	\$ 1,128,000.00	\$ 297,958.00
\$2 DMV	\$ 1,500,000	\$ 872,204.00	\$ 627,796.00
Total	\$ 5,133,865.59	\$ 4,034,766.03	\$ 1,099,099.56

*Balances moved to following years Grant Program

96 Applications

Off-Road (62), Infrastructure (20), Marine (8), Ag Pump (2), School Bus (2), On-Road (2)

59 Funded Projects

Off-Road (37), Infrastructure (14), Marine (3), School Bus (2), On-Road (2), Ag Pump (1)

33 of 59 Projects in Low-Income or Disadvantaged Community (\$2,551,251/ 63% of funding)

Off-Road (19: \$1,561,550), Infrastructure (7: \$379,246), Marine (3: \$155,500), On-Road (2: \$133,955), School Bus (1: \$200,000), Ag Pump (1: \$121,000)

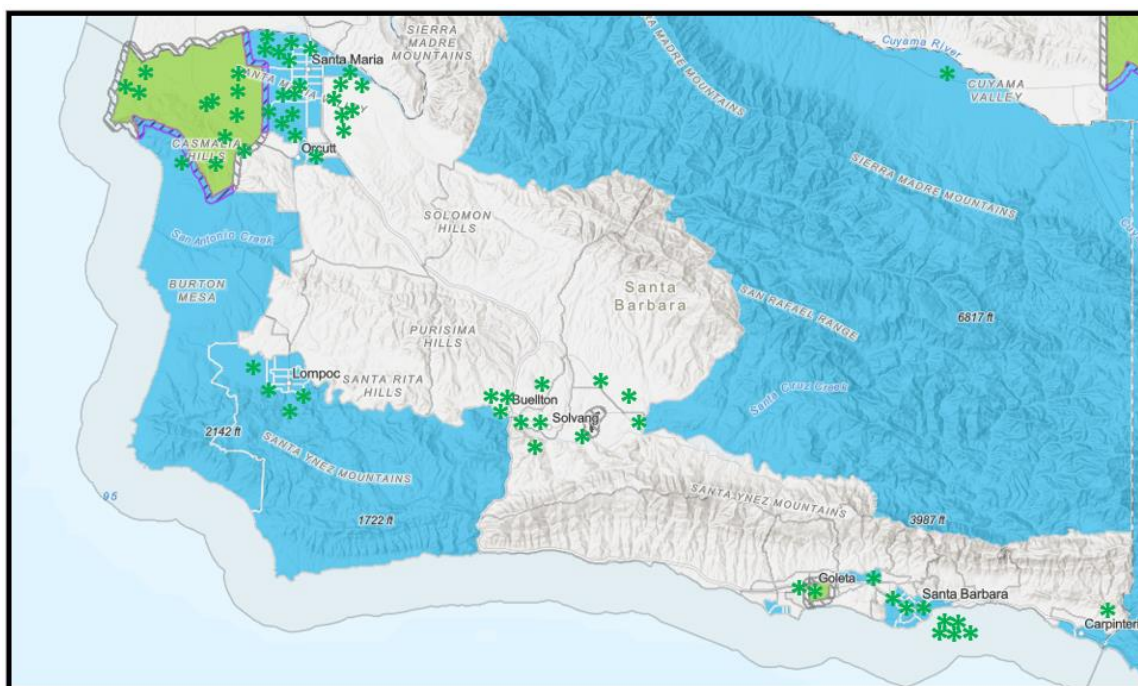
Program Emission Reductions (tons)

TOTAL: 215.090 (NOx: 94.220*, ROG: 9.366, PM: 111.504)

*Equivalent to more than 23,000 passenger vehicles being removed from the road

Funded Project Locations

Disadvantaged & Low-Income Communities: <https://webmaps.arb.ca.gov/PriorityPopulations/>



For questions, please e-mail: grants@sbcapcd.org



air pollution control district
SANTA BARBARA COUNTY

2021 Clean Air Grants Program

Grants	Available	Funded	Balance*
FARMER Year 4	\$ 1,198,831.30	\$ 1,198,831.80	\$ 0
CAP Year 3	\$ 59,858.00	\$ 59,858.00	\$ 0
Moyer Year 22	\$ 76,946.24	\$ 46,000.64	\$ 30,945.60
Moyer Year 23	\$ 620,842.00	\$ 466,250.00	\$ 154,592.00
Moyer Year 23 SR	\$ 89,346.00	\$ 0	\$ 89,346.00
\$2 DMV	\$ 663,005.38	\$ 1,076,040.00	\$ -413,034.62
Total	\$ 2,708,829.42	\$ 2,846,980.44	\$ -138,151.02

**Balances moved to following years Grant Program*

78 Applications

Off-Road (42), Infrastructure (18), School Bus (7), Marine (5), On-Road (5), Ag Pump (1)

33 Funded Projects

Off-Road (19), Infrastructure (10), School Bus (3), Marine (1)

20 of 33 located in Low-Income Communities (\$1,985,741/ 70% of funding)

Off-Road (10: \$785,000), Infrastructure (7: \$718,000), School Bus (2: \$332,741), Marine (1: \$150,000)

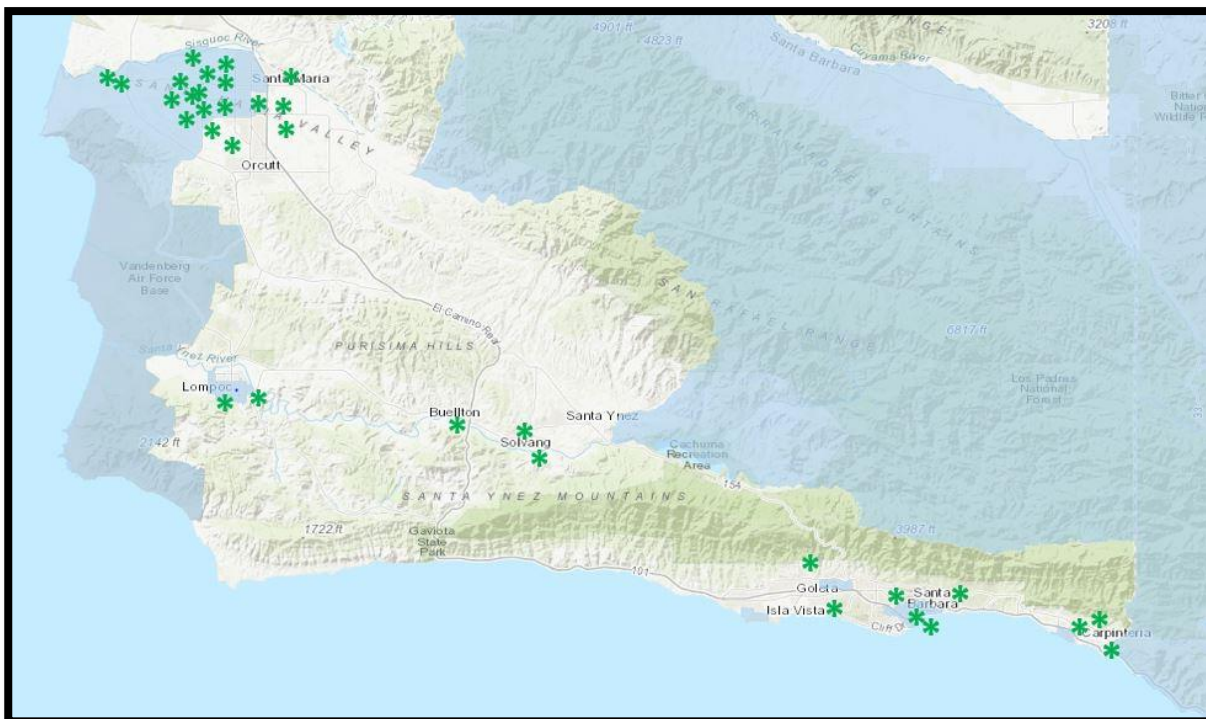
Program Emission Reductions (tons)

TOTAL: 103.943 (NOx: 45.665*, ROG: 4.467, PM: 53.609)

**Equivalent to more than 11,000 passenger vehicles being removed from the road*

Funded Project Locations

Blue areas represent Low-Income Communities: <https://webmaps.arb.ca.gov/PriorityPopulations/>



For questions, please e-mail: grants@sbcapcd.org



air pollution control district
SANTA BARBARA COUNTY

2020 Clean Air Grants Program

Grants	Available	Funded	Balance*
FARMER Year 3	\$ 231,047.00	\$ 231,047.00	\$ 0
CAP Year 2	\$ 7,108.98	\$ 562.98	\$ 0
CAP Year 3	\$ 833,979.30	\$ 774,121.30	\$ 59,858.00
Moyer Year 21	\$ 29,614.14	\$ 29,614.14	\$ 0
Moyer Year 22	\$ 651,215.00	\$ 574,268.76	\$ 76,946.24
\$2 DMV	\$ 0	\$ 208,160.62	\$ -208,160.62
Total	\$ 1,752,964.42	\$ 1,817,774.80	\$ -64,810.38

*Balances moved to following years Grant Program

79 Applications

Off-Road (48), Infrastructure (21), School Bus (4), Marine (2), On-Road (4), Ag Pump (0)

24 Funded Projects

Off-Road (17), Infrastructure (5), School Bus (1), Marine (1)

19 of 24 located in Low-Income Communities (\$1,414,115.46 / 78% of funding)

Off-Road (13: \$889,178), Infrastructure (4: \$370,878), School Bus (1: \$143,979), Marine (1: \$10,080)

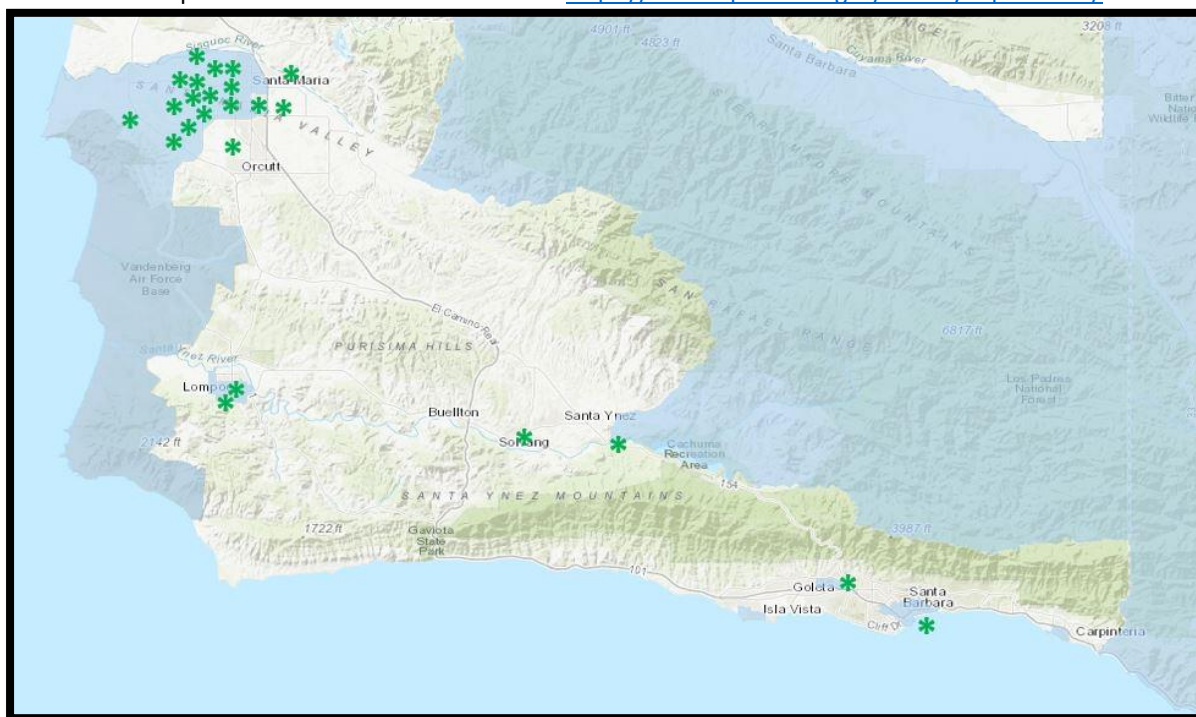
Program Emission Reductions (tons)

TOTAL: 120.360 (NOx: 47.693*, ROG: 5.340, PM: 67.327)

*Equivalent to more than 11,500 passenger vehicles being removed from the road

Funded Project Locations

Blue areas represent Low-Income Communities: <https://webmaps.arb.ca.gov/PriorityPopulations/>



For questions, please e-mail: grants@sbcapcd.org



air pollution control district
SANTA BARBARA COUNTY

2019 Clean Air Grants Program

Grants	Available	Funded	Balance*
FARMER Year 2	\$ 563,560.37	\$ 563,560.37	\$ 0
CAP Year 1	\$ 1,000.00	\$ 1,000.00	\$ 0
CAP Year 2	\$ 1,059,100.00	\$ 1,052,991.02	\$ 7,108.98
Moyer Year 20	\$ 10,359.01	\$ 10,359.01	\$ 0
Moyer Year 21	\$ 563,651.00	\$ 540,690.90	\$ 22,960.10
Moyer Year 21 SR	\$ 49,920.30	\$ 49,920.30	\$ 0
\$2 DMV	\$ 700,000	\$ 699,985.08	\$ 14.92
Total	\$ 2,947,590.68	\$ 2,917,506.68	\$ 30,084.00

**Balances moved to following years Grant Program*

56 Applications

Off-Road (33), Infrastructure (10), Marine (6), School Bus (5), On-Road (1), Ag Pump (1)

36 Funded Projects

Off-Road (23), Infrastructure (5), Marine (2), School Bus (4), On-Road (1), Ag Pump (1)

22 of 36 located in Low-Income Communities (\$1,905,771 / 65% of funding)

Off-Road (11: \$1,063,098), School Bus (4: \$326,763), Marine (2: \$236,000), Infrastructure (4: \$214,455)

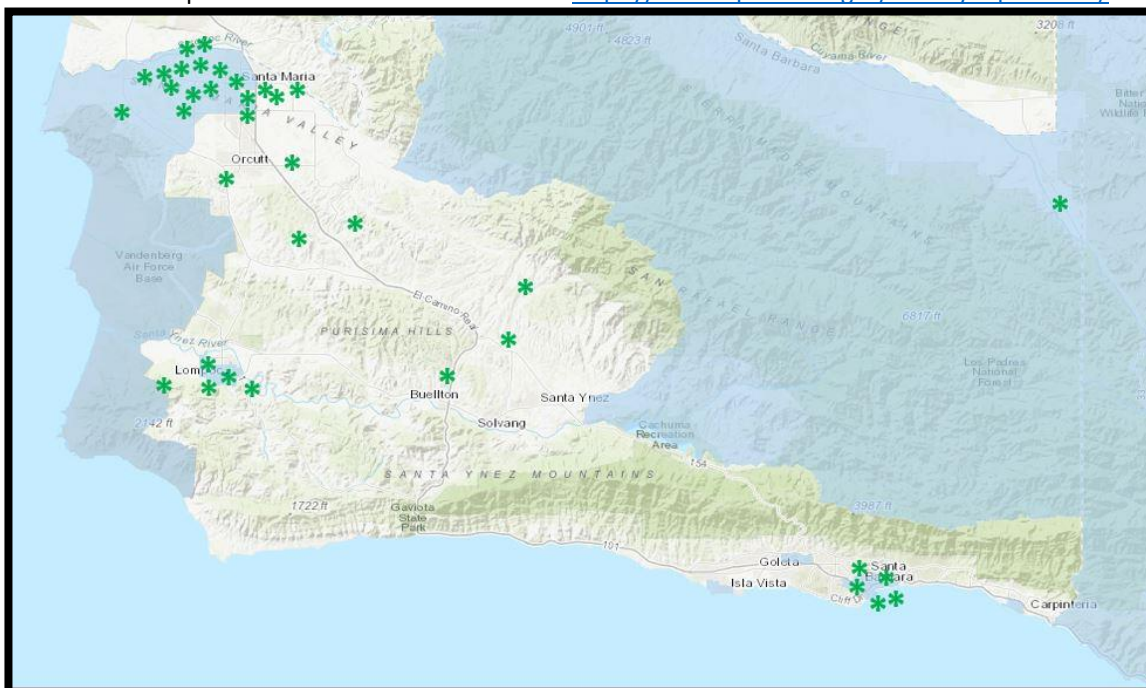
Program Emission Reductions (tons)

TOTAL: 144.671 (NOx: 65.889*, ROG: 6.887, PM: 71.895)

**Equivalent to more than 15,900 passenger vehicles being removed from the road*

Funded Project Locations

Blue areas represent Low-Income Communities: <https://webmaps.arb.ca.gov/PriorityPopulations/>



For questions, please e-mail: grants@sbcapcd.org



air pollution control district
SANTA BARBARA COUNTY

2018 Clean Air Grants Program

Grants	Available	Funded	Balance*
FARMER Year 1	\$ 583,538.00	\$ 583,538.00	\$ 0
CAP Year 1	\$ 614,063.00	\$ 613,063.00	\$ 1,000.00
Moyer Year 19	\$ 4,012.94	\$ 4,012.94	\$ 0
Moyer Year 20	\$ 491,397.00	\$ 491,037.00	\$ 0
Moyer Year 20 SR	\$ 43,115.00	\$ 43,115.00	\$ 0
NOx RM	\$ 90,142.00	\$ 90,142.00	\$ 0
\$2 DMV	\$ 165,000.00	\$ 125,000.00	\$ 40,000.00
Total	\$ 1,991,267.94	\$ 1,950,267.94	\$ 41,000.00

**Balances moved to following years Grant Program*

46 Applications

Off-Road (28), On-Road (10), Marine (4), School Bus (3), Ag Pump (1), Infrastructure (0)

21 Projects Funded

Off-Road (17), Marine (2), School Bus (2)

14 of 21 located in Low-Income Communities (\$1,214,205.00 / 62% of funding)

Off-Road (10: \$826,205), School Bus (2: \$275,000), Marine (2: \$113,000)

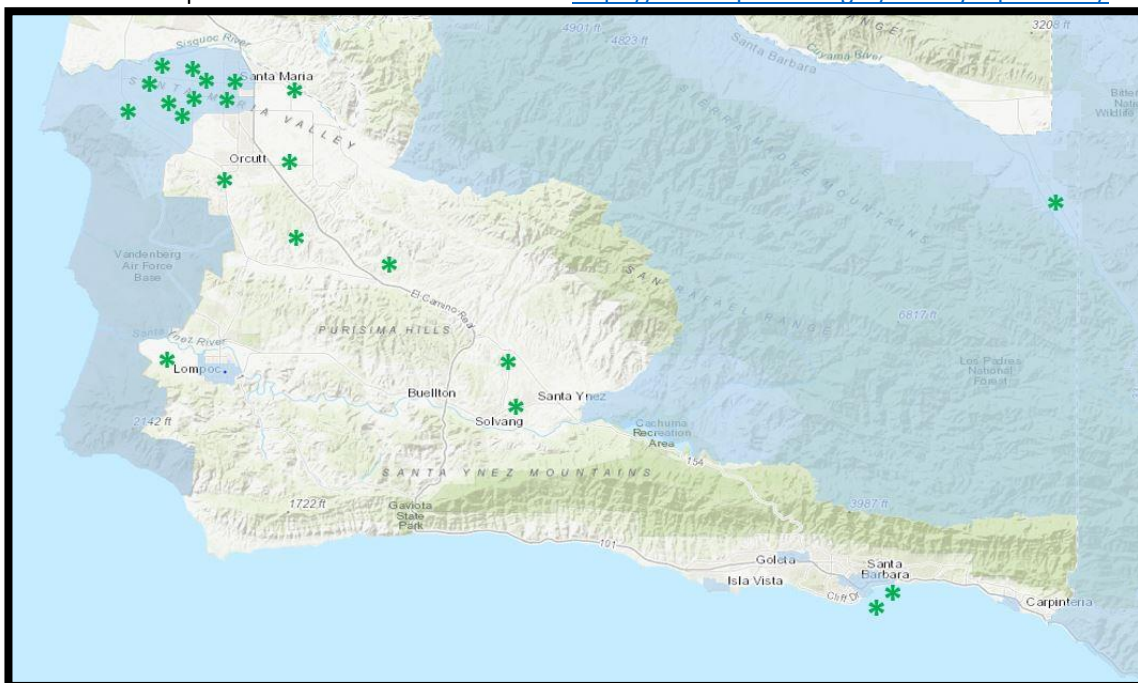
Program Emission Reductions (tons)

TOTAL: 115.298 (NOx: 55.671*, ROG: 4.816, PM: 54.811)

**Equivalent to more than 13,400 passenger vehicles being removed from the road*

Funded Project Locations

Blue areas represent Low-Income Communities: <https://webmaps.arb.ca.gov/PriorityPopulations/>



For questions, please e-mail: grants@sbcapcd.org